

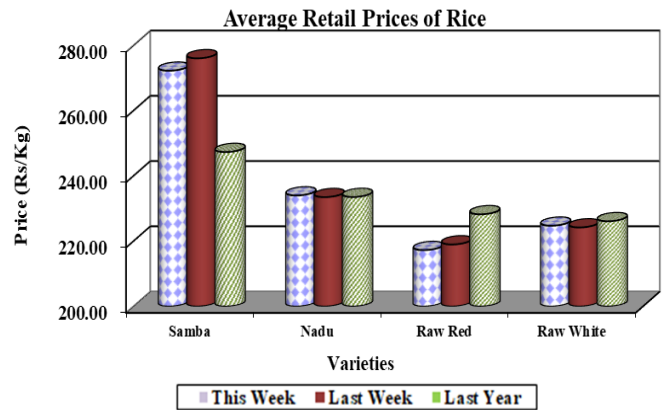
RETAIL MARKET AT A GLANCE

Summary

Paddy/ Rice

Prices of keeri samba, nadu and raw white have slightly increased. The highest price increase of Rs.2.00/kg was recorded for keeri samba. Further, the highest price decrease of Rs. 4.00/kg was recorded for samba grade 1. Compared to the same period of the last year, the highest price increase was reported for keeri samba as 36%. Farmgate price of paddy for all types of varieties in most of the major producing areas has not changed considerably. The highest price increase was reported for keeri samba paddy as Rs. 6.00/kg in Polonnaruwa. Further, a price increase of Rs.5.00/kg reported in Hambantota district for long grain red paddy.

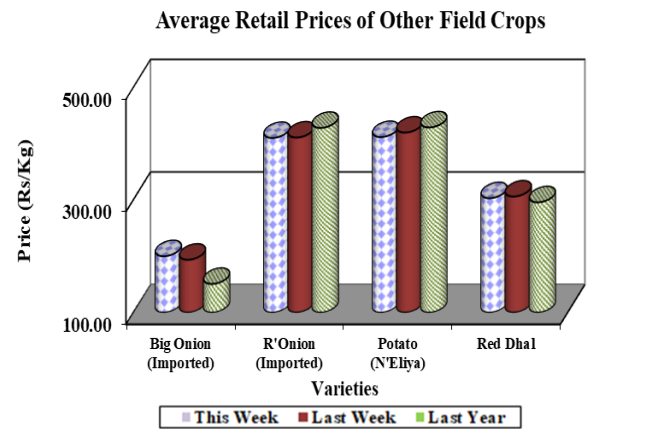
(Page No.01-02)



Other Field Crops

Prices of imported dried chilies has decreased by Rs.23.00/kg and the price ranged between Rs.1000.00-1300.00/kg. Meanwhile, prices of imported big onions have increased by Rs.6.00/kg. Among the pulses, prices of green gram and red cowpea have increased and the highest increase recorded for red cowpea as Rs.6.00 /kg.

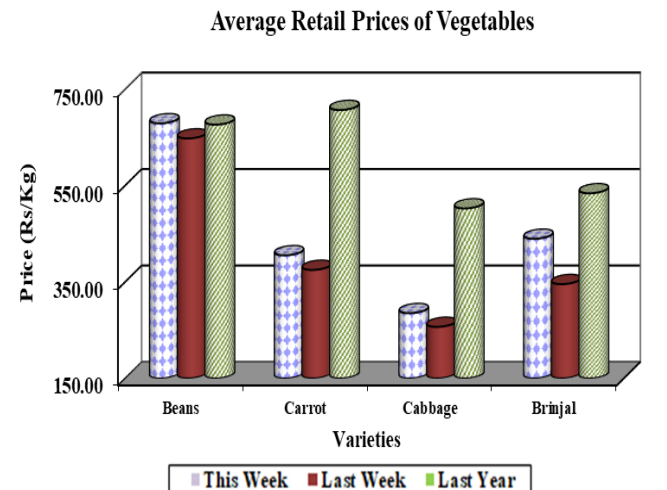
(Page No.02-03)



Vegetables

Retail prices of most of the vegetable varieties has increased in line with the upward wholesale price trend in the lean season. Considering the up-country vegetables, the highest price increase was reported for radish at Rs.65.00/kg. Considering low-country vegetable varieties, the highest price increase was reported for bitter gourd at Rs.107.00/kg.

(Page No.03-04)



Eggs

Price of a both brown and white egg has decreased by Rs.3.00/ egg and the price ranges have been reported between Rs.29.00-32.00/egg and Rs.27.00-31.00/egg respectively. Compared to the same period in the previous year, the retail price of both brown and white eggs has dropped by 3% - 4%.

(Page No.07)

Rice

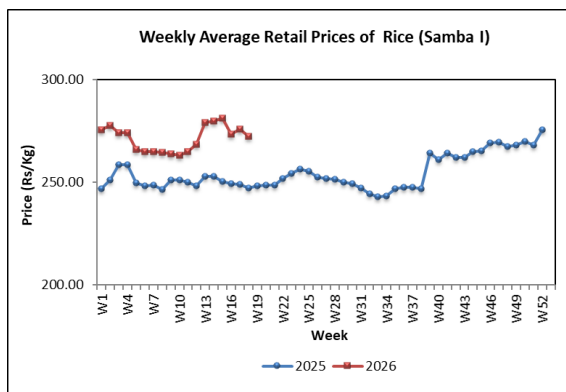
Wholesale

Price of all the local rice varieties have not changed significantly and price ranges of samba grade I and keeri samba were Rs.250.00-255.00 and Rs.340.00-350.00/kg. Imported ponni samba has decreased by 4% and price ranged Rs.225.00-235.00/kg.

Compared to same period of last year, the highest price increase of 28% recorded for keeri samba and the highest price decrease of 10% recorded for raw red.

Retail

Prices of keeri samba, nadu and raw white have slightly increased, while prices of samba and raw red have decreased, compared to the last week. The highest price increase of Rs.2.00/kg was recorded for keeri samba. The highest price decreased of Rs.4.00/kg was recorded for samba grade I.



Compared to the same period of the last year, the highest price increase of 36% was recorded for keeri samba while the highest price decreased of 5% was recorded for raw red.

Paddy

The average farmgate prices of major paddy varieties have not changed considerably in main producing areas. However, the average price of short grain paddy has decreased by Rs.2.00/kg in Polonnaruwa area and its prices have ranged Rs.130.00-138.00/kg. Further, it was reported a price increase of Rs.6.00/kg for keeri samba paddy in Polonnaruwa with prices ranged Rs.160.00-185.00/kg. Subsequently, the average price of long white paddy has decreased by Rs.3.00/kg in Polonnaruwa while price have ranged Rs.108.00-113.00/kg. Prices of long grain red paddy has decreased by Rs.3.00-4.00/kg in Matara and Embilipitiya. However, a price increase of Rs.5.00/kg was reported in Hambantota. Further, prices of long grain red paddy has ranged Rs.98.00-105.00/kg in major producing areas in Southern Province.

Compared to the same period of last year, the average price of short grain and keeri samba paddy has increased and average

prices of long grain white and red paddy varieties have decreased.

Dried Chillies

Wholesale

The price of imported dried chillies has decreased by 2% and price ranged Rs.900.00-960.00/kg.

Compared to same period of last year, current whole sale price of imported dried chillies has increased by 77%.

Retail

Price of imported dried chillies has decreased by Rs.23.00/kg and price ranged Rs.1000.00-1300.00/kg. Compared to the same period of the last year, current retail price of imported dried chillies has increased by 48%.

Onion

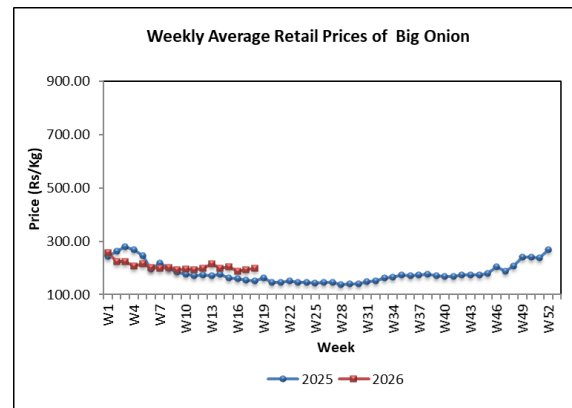
Wholesale

Price of imported red onion and imported big onion have decreased by 8% and 9% respectively due to availability of sufficient stocks and prices ranged Rs.200.00-280.00/kg and Rs.230.00-275.00/kg respectively. Price of imported big onion have increased by 9% due to unavailability of sufficient stocks and price ranged Rs.130.00-150.00/kg.

Compared to same period of last year, current wholesale price of vedalan red onion and imported red onion have decreased by 18% and 6% while imported big onion has increased by 75%.

Retail

Prices of imported red onions has decreased of Rs.1.00/kg. Price of imported big onions has increased of Rs.6.00/kg.



Compared to the same period of the last year, highest price increase of 33% was recorded for imported big onions and highest price decreased of 4% was recorded for imported red onions.

Potato

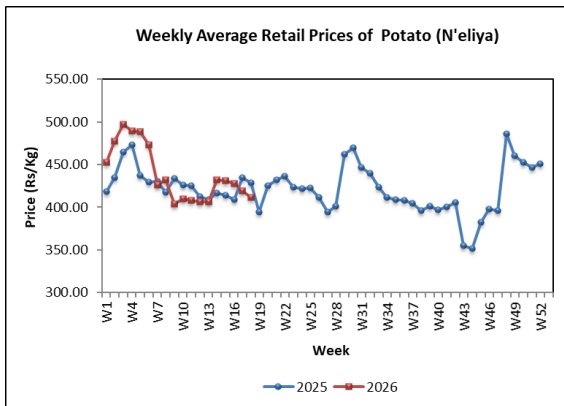
Wholesale

Price of Welimada, Nuwara Eliya and imported potatoes have decreased in the range of 2%-9% and price ranged Rs.200.00-220.00/kg, 220.00-250.00/kg and Rs.140.00-150.00/kg respectively.

Compared to same period of last year, current wholesale price of all the potato varieties have decreased in the range of 13%-18%.

Retail

Price of imported potatoes has increased. Prices of Welimada and Nuwra-Eliya potatoes have decreased. The highest price increased of Rs.9.00/kg was recorded for imported potatoes. The highest price decreased of Rs.15.00/kg was recorded for Welimada potatoes.



Compared to the same period of the last year, highest price decreased of 6% was recorded for imported potatoes.

Pulses

Wholesale

Price of white cowpea and red dhal have decreased by 6% and 2% respectively while price of red cowpea has increased by 6% and price ranged Rs.700.00-750.00/kg, Rs.230.00-250.00/kg and Rs.750.00-800.00/kg respectively.

Compared to same period of last year, the highest price increase of 15% was recorded for red cowpea

Retail

Prices of green gram and red cowpea have increase. Prices of white cowpea and red dhal have decreased. The highest price increased of Rs.6.00/kg was recorded for red cowpea. The highest price decreased of Rs.16.00/kg was recorded for white cowpea.

Compared to the same period of the last year, price of white cowpea increased by 28%.

Vegetables

Wholesale

Prices of all the up-country vegetables and most of the low country vegetable have increased, with decreased supply from major producing areas.

Among the upcountry vegetable varieties, the highest price increase of 65% reported for knol khol, with decreased supply from Nuwara Eliya and Welimada. Similarly, prices of tomato have also increased by 62%, due to decreased supply from Balangoda, sooriyawewa. Due to low supply form Nuwara Eliya, the prices of beetroot and raddish have increased by

45%. Prices of other upcountry vegetables have increased in the range of 1%-26%.

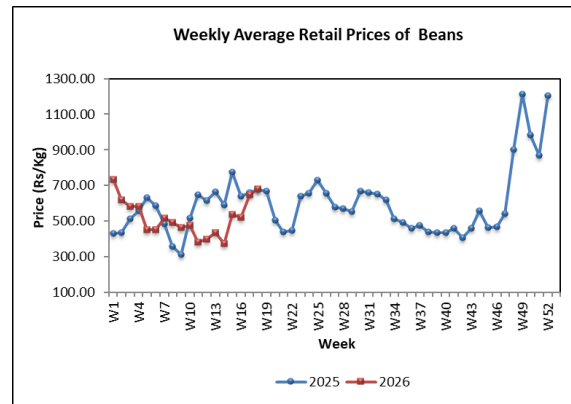
Considering the low-country vegetables, the highest price increase was reported for cucumber as 44%, due to decreased supply from Puttalam, Balangoda, Embilipitiya, Hettipola and Hambanthota areas. In addition, prices of brinjals have also increased by 42%, with decreased supply from Balangoda, Puttalam, Jaffna, Welimada and Hambanthota. While the prices of other low country vegetables except for ladies fingers, drumstick and long beans have also increased in the range of 9%- 34%. However, the prices of drumstick have decreased by 38%, with increased supply from Embilipitiya, kinya and Jaffna. Prices of lime have increased by 30%, with decreased supply from main producing areas.

Compared to the same period of last year, the prices of most of the vegetables have decreased, with the highest price decrease of 75% reported for cabbage.

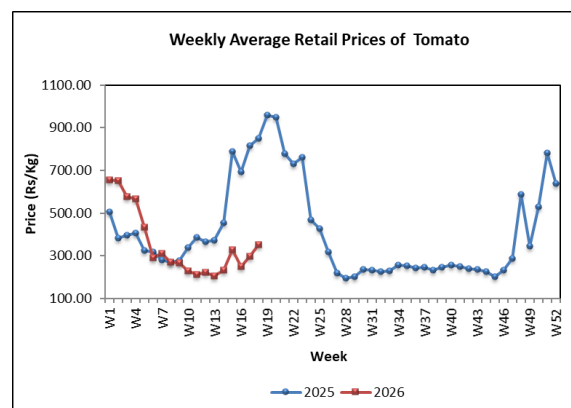
Retail

In line with the low supply retail price of most of the vegetable varieties have also increased. Considering the up- country vegetables, the highest price increase was reported for raddish by Rs.65.00/kg. While beetroot and beans have increased by

Rs.54.00/kg and Rs.31.00/kg respectively. But the price of knolkhol has decreased by Rs. 35.00/kg.



Considering low country vegetable varieties, the highest price increase was reported for bitter gourd by Rs. 107.00/kg and price of brinjal has also increased by Rs.94.00/kg.



Compared to the same period of last year, price of most varieties have decreased with a highest price decrease of 59% reported for tomato.

Coconut
Wholesale

Prices of both large and small coconut have decreased by about 2%, due to increased supply. Price ranges were Rs.150.00-160.00 for a large nut and Rs.130.00-140.00 for a small nut.

Compared to the same period of last year, the current wholesale prices of both large and small nuts have decreased by 25% and 23% respectively.

Retail

Price of both large nuts and small nuts have decreased by around Rs.2.00/nut and Rs.5.00/nut respectively. Prices ranged were Rs.160.00-200.00 for a large nut and Rs.140.00-160.00 for a small nut.

Compared to the same period of last year, the current retail price of both large and small nuts have decreased by 22% and 23% respectively.

Fruits
Wholesale

Prices of most of the fruit varieties have decreased due to high supply to the market. The highest price decrease of 16% was reported for kolikuttu banana. Further, prices of pineapple, and ambul banana have decreased by 15% and 14%

respectively due to high supply from harvesting areas. Moreover, prices of papaw and anamalu banana have decreased by 10% due to high supply and low demand. However, prices of betti mango and passion fruit have increased by 18% and 11% respectively due to low supply to the market. Furthermore, prices of vilad mango and slime apple have decreased by 10% due to limited supply.

Compared to the same period of last year, prices of most of the fruit varieties have increased and the highest price increase of 120% was noted for slime apple.

Retail

In line with the decreased wholesale prices, retail prices of most of the fruits have also decreased. The highest price decrease of Rs.166.00/kg was reported for avocado. Price of orange and kolikuttu banana have decreased by Rs.57.00/kg and Rs. 49.00/kg respectively. Also, prices of ambul banana and ambun banana has decreased by Rs.16.00/kg per each. However, the price of vilad mango has increased by Rs. 104.00/kg.

Compared to the same period of last year, current prices of most of the fruits have

increased and highest price increases was reported for slime apple 103%.

Fresh Fish

Wholesale

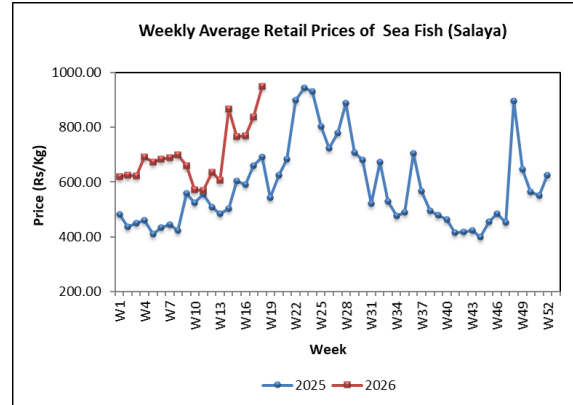
The wholesale prices of fish varieties have increased, ranging between 12% to 31%. The highest price increase of 31% was reported for paraw, with the price ranging between Rs.1600.00-1700.00 per kilogram. The second highest price increase of 30% was reported for balaya, with the price ranging between Rs.1000.00-1300.00/kg. Meanwhile, the price of prawns decreased by 26%, with the price ranging between Rs.1200.00-1600.00 per kilogram.

Compared to the same period last year, the wholesale prices of most fish varieties have increased, while the highest price increase was reported for thora.

Retail

Retail prices of all fish species except for shrimp have increased. The prices have increased in the range of Rs.18.00-398.00/kg. The highest price increase was reported for paraw at Rs.398.00/kg. While the price of blaya and thora increases by Rs.374.00/kg and Rs.329.00/kg respectively. The highest

price decrease was reported for shrimp at Rs.14.00/kg.



Compared to the same period last year, all the retail prices of fish species increased in the range of 3%-38%. The highest price increase was recorded for salaya at 38%.

Dried Fish

Wholesale

The wholesale prices of most local and imported dried fish varieties have increased, ranging between 2% and 14%. The highest price increase of 14% was reported for imported katta, with the price ranging between Rs.2400.00-2500.00 per kilogram. The second highest price increase of 7% was reported for local katta, with the price ranging between Rs.2200.00-2400.00 per kilogram. Meanwhile, the price of local sprats decreased by 13%, with the price ranging between Rs.1000.00-1600.00 per kilogram.

Compared to the same period last year, the wholesale prices of most dried fish varieties have increased, while the highest price increase was reported for imported sprats.

Retail

The retail prices of dried fish except for local sprats and mora have increased. The price increase was recorded in the range of Rs.12.00-513.00/kg. The highest price increase was recorded for local balaya. It was Rs.513.00/kg. While the price of katta and anguluwa increases by Rs.97.00/kg and Rs.42.00/kg respectively. The highest price decrease was recorded for mora, which was Rs. 33.00/kg.

Compared to the same period last year, prices of dried fish except salaya have increased in the range of 18%-55%. The highest price increase was recorded for balaya by 55%.

Eggs

Wholesale

During this week, wholesale egg prices have decreased, with the price of a brown egg decreasing by 9% and the price of a white egg decreasing by 10%. Accordingly, the price of a brown egg ranged between

Rs.27.00-29.00, while the price of a white egg ranged between Rs.25.00-27.00.

Compared to the same period last year, egg prices have decreased, with the price of a brown egg decreasing by 31% and the price of a white egg decreasing by 2%.

Retail

Both brown and white eggs have decreased by Rs.3.00/egg. The price range has been reported between Rs.29.00-32.00/egg for brown egg and Rs.27.00-31.00/egg for white egg.

Compared to the same period in the previous year, the retail price of brown eggs decreased by 4% and that of white eggs by 3%.

Meat

Retail

Retail prices of all types of meat other than beef and mutton have decreased. The highest price decrease was reported for skinless broiler chicken and it was Rs.80.00/kg. The price of pork has decreased by Rs.50.00/kg. The price of skinless curry chicken has decreased by Rs.12.00/kg. However, price of beef has increased by Rs.30.00/kg. The price of mutton has increased by Rs.50.00/kg.

Weekly Food Commodities Bulletin

Compared to the same period last year, prices of all meats increased in the range of 18%-61%. The highest price increase was recorded for pork at 61%.

NOTE

The Food Commodities Bulletin is a weekly publication containing information relating to wholesale and retail prices of selected food commodities in nine selected markets in and around Colombo and main markets in the major producing areas.

The information is analyzed and presented as prevailing prices, price ranges, averages, and a comparison of weekly prices. The changes in prices reported are always with price prevailed during the previous week unless otherwise stated.

The frequency of collection of wholesale price information is twice a week (i.e., Tuesday and Friday) while with retail prices, it is thrice a week (i.e., Friday, Monday, and Tuesday).

Table 01: Selected Markets: Wholesale Price of Rice (Rs/kg)

Week 18: 01 - 07 May 2026

LOCATIONS	Rice Varieties													
	Samba 1		Samba 2		Keeri Samba		Nadu 1		Nadu 2		Raw Red		Raw White	
Colombo	250.00	255.00	245.00	248.00	340.00	350.00	210.00	212.00	205.00	208.00	190.00	195.00	200.00	210.00
Divulapitiya	280.00	285.00	236.00	250.00	330.00	360.00	227.00	228.00	195.00	208.00	185.00	198.00	186.00	199.00
Kurunegala	-	-	239.00	240.00	-	-	227.00	228.00	200.00	206.00	-	-	190.00	196.00
Nikaweratiya	265.00	270.00	238.00	248.00	370.00	375.00	224.00	230.00	190.00	195.00	-	-	185.00	190.00
Badulla	-	-	-	-	-	-	225.00	228.00	-	-	175.00	185.00	185.00	195.00
Puttalam	290.00	295.00	235.00	240.00	375.00	380.00	227.00	228.00	205.00	210.00	205.00	210.00	200.00	205.00
Dambulla	285.00	288.00	245.00	250.00	-	-	227.00	228.00	210.00	212.00	207.00	210.00	200.00	205.00
Anuradhapura	-	-	-	-	-	-	-	-	-	-	-	-	-	-
Tambuttegama	-	-	-	-	-	-	-	-	-	-	-	-	-	-
Polonnaruwa	-	-	-	-	-	-	220.00	222.00	-	-	190.00	191.00	210.00	210.00
Kalutara	-	-	-	-	-	-	227.00	228.00	210.00	215.00	180.00	200.00	195.00	215.00
Ampara	-	-	-	-	-	-	230.00	230.00	210.00	215.00	170.00	185.00	185.00	190.00
Kandy	276.00	280.00	252.00	255.00	355.00	360.00	220.00	224.00	205.00	210.00	195.00	200.00	205.00	210.00
Moneragala	-	-	235.00	238.00	360.00	370.00	226.00	230.00	-	-	175.00	180.00	180.00	185.00
Kegalle	-	-	-	-	-	-	-	-	-	-	-	-	-	-
Dehiattakandiya	-	-	-	-	-	-	-	-	-	-	-	-	-	-
Hambantota	-	-	-	-	-	-	-	-	-	-	165.00	168.00	190.00	195.00
Matara	-	-	-	-	-	-	225.00	228.00	212.00	215.00	168.00	178.00	195.00	200.00
Galle	280.00	280.00	260.00	260.00	360.00	390.00	220.00	220.00	-	-	170.00	170.00	200.00	200.00
Meegoda	-	-	236.00	238.00	-	-	214.00	216.00	200.00	206.00	176.00	182.00	188.00	198.00
Tissamaharama	-	-	-	-	-	-	229.00	229.00	-	-	160.00	163.00	202.00	204.00
Embilipitiya	-	-	239.00	240.00	375.00	380.00	225.00	226.00	-	-	164.00	168.00	192.00	194.00
Jaffna	-	-	-	-	-	-	225.00	225.00	-	-	175.00	175.00	190.00	195.00
Vavuniya	-	-	-	-	-	-	220.00	225.00	-	-	190.00	196.00	190.00	198.00
Mannar	-	-	245.00	248.00	320.00	330.00	-	-	210.00	215.00	193.00	195.00	200.00	205.00
Killinochchi	-	-	-	-	-	-	-	-	-	-	-	-	-	-
Mullattivu	-	-	-	-	-	-	220.00	226.00	-	-	180.00	185.00	210.00	216.00
Batticaloa	-	-	245.00	250.00	345.00	350.00	-	-	210.00	210.00	195.00	195.00	200.00	200.00
Trincomalee	-	-	-	-	-	-	-	-	-	-	-	-	-	-
Galenbindunuwew	-	-	239.00	239.00	-	-	227.00	229.00	211.00	222.00	215.00	219.00	204.00	215.00
Matale	-	-	250.00	260.00	340.00	350.00	225.00	226.00	218.00	222.00	190.00	205.00	190.00	200.00

09

Table 02: Selected Markets: Retail Price of Rice (Rs/kg)

Week 18: 01 - 07 May 2026

LOCATIONS	Rice Varieties													
	Samba 1		Samba 2		Keeri Samba		Nadu 1		Nadu 2		Raw Red		Raw White	
Colombo	260.00	280.00	-	-	360.00	385.00	230.00	240.00	-	-	200.00	220.00	220.00	230.00
Gampaha	-	-	240.00	240.00	-	-	230.00	230.00	225.00	225.00	215.00	220.00	215.00	220.00
Kurunegala	-	-	240.00	240.00	-	-	230.00	230.00	220.00	225.00	220.00	220.00	215.00	220.00
Nikaweratiya	270.00	280.00	240.00	245.00	380.00	385.00	230.00	235.00	193.00	200.00	-	-	190.00	195.00
Dambulla	288.00	295.00	255.00	260.00	380.00	390.00	230.00	235.00	215.00	220.00	215.00	220.00	210.00	215.00
Anuradhapura	-	-	-	-	-	-	-	-	-	-	-	-	-	-
Thambuththegama	290.00	300.00	240.00	250.00	370.00	380.00	230.00	230.00	208.00	218.00	212.00	218.00	205.00	215.00
Polonnaruwa	-	-	240.00	240.00	-	-	230.00	230.00	-	-	220.00	220.00	220.00	220.00
Kaluthara	280.00	290.00	250.00	260.00	380.00	380.00	230.00	230.00	215.00	220.00	185.00	220.00	198.00	220.00
Badulla	-	-	-	-	-	-	230.00	230.00	-	-	180.00	190.00	190.00	200.00
Keppetipola	-	-	250.00	260.00	360.00	370.00	228.00	230.00	223.00	225.00	196.00	200.00	210.00	212.00
Moneragala	-	-	240.00	245.00	370.00	380.00	230.00	235.00	-	-	180.00	190.00	185.00	200.00
Kegalle	-	-	240.00	250.00	-	-	230.00	230.00	215.00	220.00	220.00	220.00	220.00	220.00
Ampara	-	-	240.00	250.00	320.00	380.00	230.00	230.00	215.00	225.00	180.00	220.00	185.00	220.00
Dehiattakandiya	-	-	-	-	-	-	-	-	-	-	-	-	-	-
Nuwaraeliya	-	-	260.00	265.00	370.00	380.00	226.00	230.00	216.00	220.00	196.00	200.00	210.00	215.00
Kandy	285.00	290.00	260.00	265.00	385.00	390.00	230.00	235.00	220.00	225.00	210.00	220.00	215.00	220.00
Puttalam	295.00	300.00	240.00	260.00	380.00	390.00	230.00	230.00	210.00	220.00	220.00	225.00	210.00	220.00
Hambantota	-	-	-	-	-	-	-	-	-	-	170.00	170.00	200.00	200.00
Rathnapura	-	-	-	-	380.00	390.00	230.00	235.00	219.00	222.00	190.00	196.00	208.00	214.00
Matara	270.00	290.00	260.00	260.00	360.00	380.00	230.00	230.00	220.00	225.00	170.00	185.00	200.00	210.00
Galle	280.00	300.00	-	-	380.00	400.00	230.00	230.00	-	-	185.00	200.00	210.00	220.00
Tissamaharama	-	-	240.00	240.00	-	-	230.00	230.00	-	-	165.00	170.00	205.00	210.00
Meegoda (DEC)	-	-	240.00	240.00	-	-	230.00	230.00	220.00	225.00	190.00	200.00	210.00	220.00
Embilipitiya	-	-	240.00	240.00	380.00	390.00	230.00	230.00	215.00	220.00	168.00	175.00	200.00	212.00
Jaffna	-	-	-	-	-	-	230.00	230.00	-	-	180.00	190.00	200.00	210.00
Vavuniya	-	-	-	-	-	-	230.00	235.00	-	-	200.00	210.00	200.00	205.00
Mannar	-	-	257.00	260.00	355.00	360.00	230.00	235.00	-	-	200.00	205.00	218.00	220.00
Killinochchi	-	-	-	-	-	-	-	-	-	-	-	-	-	-
Mullaittivu	-	-	-	-	-	-	225.00	230.00	-	-	185.00	190.00	215.00	220.00
Batticaloa	-	-	260.00	265.00	365.00	370.00	220.00	225.00	-	-	200.00	200.00	205.00	210.00
Trincomalee	-	-	-	-	-	-	-	-	-	-	-	-	-	-
Hanguranketha	-	-	240.00	240.00	-	-	227.00	230.00	-	-	195.00	198.00	205.00	220.00
Veyangoda	-	-	240.00	240.00	-	-	230.00	230.00	205.00	225.00	220.00	220.00	200.00	220.00
Galenbindunuwewa	-	-	240.00	240.00	400.00	400.00	230.00	230.00	215.00	225.00	220.00	220.00	210.00	220.00
Bandarawela	-	-	-	-	365.00	370.00	230.00	230.00	216.00	220.00	185.00	195.00	200.00	205.00
Matale	265.00	275.00	-	-	360.00	370.00	227.00	230.00	220.00	226.00	210.00	215.00	210.00	215.00

Table 04: Selected Markets: Wholesale Price of Subsidiary Food (Rs/kg)

Week 18: 01 - 07 May 2026

LOCATION	Dried Chillies	Red Onion		Big Onion	Potato			Pulses		
	Imported	Imported	Local		Imported	Welimada	Nuwara Eliya	Green Gram	Cowpea	Red Dhal
Colombo	900.00 - 960.00	230.00 - 275.00	200.00 - 280.00	130.00 - 150.00	140.00 - 150.00	200.00 - 220.00	220.00 - 250.00	800.00 - 850.00	700.00 - 750.00	230.00 - 250.00
Kurunegala	950.00 - 1000.00	255.00 - 270.00	-	145.00 - 155.00	140.00 - 150.00	-	-	820.00 - 850.00	770.00 - 800.00	240.00 - 245.00
Nikaweratiya	900.00 - 950.00	255.00 - 265.00	-	135.00 - 145.00	130.00 - 138.00	-	-	800.00 - 815.00	745.00 - 760.00	235.00 - 240.00
Dehiattakandiya	-	-	-	-	-	-	-	-	-	-
Dambulla (DEC)	900.00 - 930.00	220.00 - 230.00	220.00 - 230.00	140.00 - 150.00	-	190.00 - 220.00	230.00 - 250.00	700.00 - 800.00	550.00 - 650.00	225.00 - 235.00
Anuradhapura	-	-	-	-	-	-	-	-	-	-
Thambuththegama	-	-	-	145.00 - 155.00	140.00 - 160.00	-	-	-	-	-
Polonnaruwa	980.00 - 1000.00	320.00 - 350.00	-	130.00 - 140.00	140.00 - 160.00	-	-	850.00 - 885.00	700.00 - 750.00	240.00 - 265.00
Kaluthara	970.00 - 1000.00	290.00 - 320.00	-	145.00 - 150.00	150.00 - 170.00	-	-	820.00 - 850.00	760.00 - 800.00	248.00 - 260.00
Puttalam	960.00 - 980.00	280.00 - 300.00	180.00 - 250.00	160.00 - 170.00	170.00 - 180.00	-	-	880.00 - 920.00	750.00 - 800.00	238.00 - 245.00
Kandy	940.00 - 960.00	240.00 - 260.00	260.00 - 280.00	150.00 - 155.00	140.00 - 155.00	210.00 - 230.00	230.00 - 260.00	820.00 - 850.00	750.00 - 800.00	245.00 - 250.00
Matara	950.00 - 1020.00	310.00 - 330.00	-	150.00 - 155.00	150.00 - 160.00	-	240.00 - 260.00	800.00 - 850.00	780.00 - 800.00	260.00 - 270.00
Hambantota	950.00 - 1000.00	270.00 - 310.00	-	140.00 - 145.00	140.00 - 150.00	-	-	700.00 - 750.00	750.00 - 800.00	245.00 - 250.00
Kegalle	980.00 - 1000.00	260.00 - 270.00	-	150.00 - 160.00	150.00 - 155.00	-	-	880.00 - 890.00	750.00 - 760.00	260.00 - 270.00
Galle	950.00 - 950.00	320.00 - 340.00	-	140.00 - 150.00	150.00 - 155.00	-	280.00 - 300.00	800.00 - 850.00	850.00 - 850.00	260.00 - 280.00
Tissamaharama	985.00 - 1000.00	320.00 - 330.00	-	145.00 - 150.00	160.00 - 165.00	-	280.00 - 290.00	850.00 - 860.00	-	260.00 - 265.00
Meegoda (DEC)	900.00 - 960.00	240.00 - 260.00	-	140.00 - 160.00	138.00 - 145.00	220.00 - 240.00	240.00 - 260.00	800.00 - 850.00	715.00 - 780.00	225.00 - 250.00
Jaffna	980.00 - 990.00	-	-	165.00 - 165.00	170.00 - 175.00	-	-	430.00 - 840.00	-	-
Vavuniya	950.00 - 980.00	-	-	150.00 - 160.00	160.00 - 170.00	-	-	850.00 - 870.00	500.00 - 580.00	270.00 - 278.00
Mannar	900.00 - 910.00	-	-	145.00 - 150.00	155.00 - 160.00	-	-	800.00 - 850.00	-	265.00 - 270.00
Killinochchi	-	-	-	-	-	-	-	-	-	-
Mullattivu	1030.00 - 1080.00	-	-	150.00 - 160.00	170.00 - 180.00	-	-	890.00 - 920.00	-	-
Batticaloa	900.00 - 920.00	-	220.00 - 220.00	150.00 - 150.00	130.00 - 140.00	220.00 - 220.00	250.00 - 260.00	780.00 - 800.00	-	250.00 - 260.00
Trincomalee	-	-	-	-	-	-	-	-	-	-
Galenbindunuwewa	975.00 - 1040.00	280.00 - 310.00	-	140.00 - 170.00	150.00 - 185.00	-	-	825.00 - 950.00	795.00 - 925.00	242.00 - 270.00
Matale	920.00 - 950.00	280.00 - 290.00	-	140.00 - 150.00	140.00 - 150.00	-	-	750.00 - 800.00	790.00 - 820.00	240.00 - 250.00

Table 05: Selected Markets: Retail Price of Subsidiary Food Crops (Rs/kg)

Week 18: 01 - 07 May 2026

LOCATIONS	Dried Chillies	Red Onion		Big Onion	Potato			Pulses		
	Imported	Imported	Local		Imported	Welimada	Nuwara Eliya	Green Gram	Cowpea	Red Dhal
Colombo	1000.00 - 1300.00	350.00 - 500.00	-	170.00 - 240.00	180.00 - 240.00	320.00 - 360.00	370.00 - 460.00	850.00 - 1100.00	900.00 - 1200.00	280.00 - 340.00
Gampaha	950.00 - 1200.00	390.00 - 420.00	-	150.00 - 200.00	180.00 - 220.00	-	380.00 - 400.00	940.00 - 1200.00	760.00 - 1000.00	290.00 - 310.00
Kurunegala	1050.00 - 1200.00	340.00 - 400.00	-	170.00 - 200.00	180.00 - 220.00	-	-	890.00 - 1000.00	800.00 - 900.00	270.00 - 290.00
Nikaweratiya	930.00 - 1000.00	270.00 - 300.00	-	150.00 - 175.00	140.00 - 165.00	-	-	820.00 - 850.00	760.00 - 785.00	250.00 - 260.00
Dambulla	1050.00 - 1100.00	380.00 - 400.00	380.00 - 400.00	160.00 - 180.00	180.00 - 200.00	320.00 - 340.00	-	800.00 - 850.00	780.00 - 850.00	250.00 - 280.00
Anuradhapura	-	-	-	-	-	-	-	-	-	-
Thambuththegama	1000.00 - 1200.00	300.00 - 360.00	-	170.00 - 200.00	180.00 - 220.00	-	-	800.00 - 900.00	600.00 - 750.00	265.00 - 280.00
Polonnaruwa	1075.00 - 1150.00	360.00 - 360.00	-	180.00 - 180.00	180.00 - 180.00	-	360.00 - 400.00	860.00 - 900.00	700.00 - 780.00	260.00 - 280.00
Kaluthara	1000.00 - 1080.00	380.00 - 480.00	-	180.00 - 200.00	200.00 - 220.00	300.00 - 340.00	360.00 - 400.00	850.00 - 950.00	840.00 - 900.00	250.00 - 270.00
Badulla	900.00 - 1050.00	320.00 - 360.00	-	170.00 - 180.00	180.00 - 190.00	240.00 - 260.00	-	850.00 - 900.00	800.00 - 900.00	320.00 - 360.00
Keppetipola	1000.00 - 1150.00	320.00 - 330.00	330.00 - 340.00	170.00 - 185.00	180.00 - 190.00	250.00 - 260.00	-	940.00 - 950.00	840.00 - 850.00	260.00 - 280.00
Moneragala	1050.00 - 1200.00	380.00 - 400.00	-	180.00 - 200.00	200.00 - 220.00	300.00 - 340.00	-	800.00 - 900.00	700.00 - 800.00	270.00 - 280.00
Kegalle	1050.00 - 1100.00	320.00 - 350.00	-	180.00 - 200.00	180.00 - 200.00	320.00 - 330.00	-	900.00 - 930.00	800.00 - 840.00	320.00 - 340.00
Ampara	1050.00 - 1100.00	320.00 - 340.00	-	180.00 - 190.00	160.00 - 180.00	300.00 - 340.00	-	870.00 - 950.00	840.00 - 850.00	255.00 - 270.00
Dehiattakandiya	-	-	-	-	-	-	-	-	-	-
Nuwaraeliya	1100.00 - 1200.00	320.00 - 330.00	340.00 - 350.00	180.00 - 190.00	180.00 - 200.00	-	290.00 - 320.00	940.00 - 960.00	850.00 - 860.00	275.00 - 285.00
Kandy	1100.00 - 1160.00	400.00 - 440.00	440.00 - 460.00	180.00 - 200.00	170.00 - 180.00	300.00 - 320.00	360.00 - 370.00	920.00 - 1000.00	900.00 - 960.00	300.00 - 320.00
Puttalam	1100.00 - 1150.00	340.00 - 360.00	350.00 - 400.00	180.00 - 200.00	180.00 - 220.00	-	-	900.00 - 1000.00	900.00 - 1000.00	250.00 - 270.00
Rathnapura	1100.00 - 1200.00	350.00 - 400.00	380.00 - 400.00	180.00 - 220.00	200.00 - 230.00	290.00 - 320.00	-	860.00 - 900.00	880.00 - 1040.00	298.00 - 320.00
Hambantota	1100.00 - 1100.00	360.00 - 400.00	-	150.00 - 160.00	150.00 - 180.00	-	-	900.00 - 950.00	800.00 - 850.00	280.00 - 280.00
Matara	1040.00 - 1150.00	360.00 - 480.00	-	160.00 - 200.00	180.00 - 220.00	300.00 - 320.00	380.00 - 400.00	850.00 - 900.00	800.00 - 860.00	275.00 - 320.00
Galle	1100.00 - 1200.00	380.00 - 420.00	-	160.00 - 180.00	180.00 - 180.00	-	360.00 - 380.00	900.00 - 900.00	900.00 - 1000.00	350.00 - 360.00
Tissamaharama	1080.00 - 1150.00	350.00 - 360.00	-	170.00 - 180.00	180.00 - 200.00	310.00 - 330.00	-	900.00 - 950.00	-	280.00 - 290.00
Meegoda (DEC)	1000.00 - 1100.00	360.00 - 400.00	-	180.00 - 190.00	180.00 - 200.00	-	360.00 - 400.00	880.00 - 960.00	900.00 - 1000.00	280.00 - 300.00
Embilipitiya	1000.00 - 1100.00	-	360.00 - 400.00	160.00 - 180.00	170.00 - 200.00	300.00 - 320.00	390.00 - 400.00	850.00 - 900.00	700.00 - 800.00	260.00 - 360.00
Jaffna	1000.00 - 1200.00	-	-	170.00 - 170.00	170.00 - 180.00	-	-	850.00 - 900.00	-	270.00 - 280.00
Vavuniya	1000.00 - 1050.00	-	-	190.00 - 200.00	180.00 - 200.00	-	-	890.00 - 920.00	600.00 - 650.00	280.00 - 290.00
Mannar	1080.00 - 1100.00	-	-	180.00 - 200.00	200.00 - 220.00	-	-	900.00 - 930.00	-	280.00 - 290.00
Killinochchi	-	-	-	-	-	-	-	-	-	-
Mullaittivu	1050.00 - 1100.00	-	-	-	170.00 - 190.00	-	-	900.00 - 940.00	-	290.00 - 300.00
Batticaloa	-	-	-	250.00 - 250.00	200.00 - 200.00	350.00 - 350.00	400.00 - 400.00	900.00 - 900.00	-	300.00 - 300.00
Trincomalee	-	-	-	-	-	-	-	-	-	-
Hanguranketha	1100.00 - 1100.00	-	300.00 - 300.00	170.00 - 180.00	168.00 - 180.00	260.00 - 260.00	-	895.00 - 950.00	780.00 - 820.00	270.00 - 295.00
Veyangoda	960.00 - 1100.00	360.00 - 400.00	-	200.00 - 240.00	180.00 - 220.00	320.00 - 340.00	360.00 - 360.00	920.00 - 1000.00	920.00 - 1000.00	260.00 - 280.00
Galenbindunuwewa	-	300.00 - 330.00	-	150.00 - 190.00	160.00 - 210.00	-	-	850.00 - 980.00	825.00 - 950.00	250.00 - 280.00
Bandarawela	1100.00 - 1150.00	340.00 - 360.00	-	170.00 - 200.00	160.00 - 180.00	280.00 - 300.00	-	950.00 - 980.00	850.00 - 900.00	260.00 - 270.00
Matale	1050.00 - 1200.00	360.00 - 400.00	-	160.00 - 180.00	160.00 - 200.00	-	-	850.00 - 900.00	850.00 - 950.00	255.00 - 270.00

Table 06: Selected Markets: Wholesale Price of Vegetables(Rs/kg)

Week 18: 01 - 07 May 2026

Locations	Butter Beans	Green Beans	Carrot	Leeks	Beetroot	Knolkhol
Colombo	-	500.00 - 600.00	180.00 - 250.00	160.00 - 220.00	200.00 - 250.00	150.00 - 200.00
Meegoda (DEC)	-	540.00 - 600.00	230.00 - 300.00	180.00 - 230.00	-	250.00 - 280.00
Dambulla (DEC)	-	400.00 - 500.00	160.00 - 250.00	150.00 - 200.00	150.00 - 180.00	150.00 - 200.00
Keppetipola (DEC)	-	480.00 - 520.00	150.00 - 200.00	150.00 - 170.00	100.00 - 150.00	80.00 - 160.00
Norochchole (DEC)	-	-	-	-	-	-
Nuwara Eliya	-	520.00 - 550.00	240.00 - 260.00	160.00 - 200.00	130.00 - 140.00	130.00 - 150.00
Kandy	-	450.00 - 500.00	220.00 - 250.00	160.00 - 200.00	170.00 - 200.00	120.00 - 150.00
Hambantota	-	400.00 - 450.00	350.00 - 380.00	250.00 - 280.00	200.00 - 250.00	150.00 - 200.00
Thambuththegama (DEC)	-	500.00 - 580.00	230.00 - 290.00	160.00 - 220.00	220.00 - 260.00	-
Jaffna	-	-	-	-	-	-
Bandarawela	-	480.00 - 520.00	180.00 - 220.00	160.00 - 180.00	110.00 - 130.00	100.00 - 130.00
Veyangoda	-	550.00 - 580.00	220.00 - 260.00	160.00 - 200.00	-	200.00 - 250.00

Locations	Raddish	Cabbage	Tomato	Ladies Fingers	Brinjal	Capsicum
Colombo	100.00 - 120.00	70.00 - 100.00	200.00 - 250.00	200.00 - 250.00	250.00 - 350.00	250.00 - 350.00
Meegoda (DEC)	110.00 - 150.00	100.00 - 150.00	180.00 - 240.00	200.00 - 270.00	250.00 - 330.00	300.00 - 370.00
Moneragala	130.00 - 160.00	120.00 - 150.00	180.00 - 200.00	200.00 - 250.00	250.00 - 280.00	400.00 - 420.00
Dambulla (DEC)	120.00 - 160.00	50.00 - 80.00	150.00 - 170.00	200.00 - 250.00	220.00 - 280.00	250.00 - 350.00
Keppetipola (DEC)	50.00 - 60.00	40.00 - 50.00	150.00 - 180.00	-	170.00 - 230.00	250.00 - 280.00
Norochchole (DEC)	60.00 - 100.00	-	140.00 - 200.00	140.00 - 160.00	120.00 - 160.00	200.00 - 320.00
Nuwara Eliya	50.00 - 70.00	100.00 - 120.00	160.00 - 270.00	-	-	260.00 - 300.00
Kandy	70.00 - 80.00	90.00 - 110.00	180.00 - 200.00	200.00 - 260.00	200.00 - 250.00	280.00 - 330.00
Hambantota	180.00 - 220.00	150.00 - 200.00	100.00 - 150.00	250.00 - 280.00	250.00 - 300.00	250.00 - 300.00
Thambuththegama (DEC)	130.00 - 160.00	80.00 - 140.00	130.00 - 180.00	200.00 - 260.00	160.00 - 280.00	180.00 - 330.00
Tissamaharama	180.00 - 200.00	170.00 - 180.00	260.00 - 270.00	220.00 - 240.00	260.00 - 280.00	370.00 - 380.00
Jaffna	-	-	-	-	-	-
Bandarawela	50.00 - 60.00	50.00 - 60.00	130.00 - 150.00	250.00 - 260.00	180.00 - 220.00	260.00 - 300.00
Veyangoda	100.00 - 130.00	100.00 - 130.00	160.00 - 200.00	200.00 - 250.00	200.00 - 330.00	270.00 - 330.00

Locations	Pumpkin	Cucumber	Bitter Gourd	Snake Gourd	Drumstick	Luffa
Colombo	70.00 - 80.00	150.00 - 200.00	300.00 - 400.00	300.00 - 400.00	200.00 - 600.00	280.00 - 350.00
Meegoda (DEC)	60.00 - 70.00	150.00 - 200.00	350.00 - 400.00	280.00 - 320.00	-	350.00 - 400.00
Moneragala	120.00 - 140.00	160.00 - 170.00	300.00 - 350.00	320.00 - 350.00	300.00 - 330.00	350.00 - 370.00
Dambulla (DEC)	35.00 - 60.00	140.00 - 200.00	300.00 - 350.00	230.00 - 300.00	350.00 - 480.00	280.00 - 320.00
Keppetipola (DEC)	60.00 - 75.00	150.00 - 200.00	-	-	-	-
Norochchole (DEC)	50.00 - 70.00	80.00 - 150.00	220.00 - 300.00	120.00 - 200.00	400.00 - 550.00	200.00 - 250.00
Nuwara Eliya	-	-	-	-	-	-
Kandy	60.00 - 80.00	180.00 - 200.00	350.00 - 380.00	250.00 - 300.00	350.00 - 380.00	350.00 - 380.00
Hambantota	60.00 - 90.00	150.00 - 160.00	300.00 - 350.00	250.00 - 300.00	200.00 - 250.00	250.00 - 350.00
Thambuththegama (DEC)	50.00 - 70.00	100.00 - 160.00	300.00 - 360.00	220.00 - 260.00	-	250.00 - 320.00
Tissamaharama	80.00 - 90.00	160.00 - 180.00	370.00 - 380.00	300.00 - 320.00	-	370.00 - 390.00
Jaffna	-	-	-	-	-	-
Bandarawela	65.00 - 75.00	160.00 - 180.00	280.00 - 300.00	300.00 - 320.00	-	300.00 - 320.00
Veyangoda	60.00 - 70.00	160.00 - 200.00	320.00 - 400.00	270.00 - 320.00	-	320.00 - 400.00

Table 06 (Contd.)

	Long Beans	Ash Plantain	Green Chillies	Lime	Sweet Potatoe	Manioc
Colombo	200.00 - 250.00	70.00 - 100.00	80.00 - 150.00	300.00 - 350.00	150.00 - 200.00	100.00 - 150.00
Meegoda (DEC)	200.00 - 250.00	100.00 - 150.00	150.00 - 240.00	370.00 - 450.00	150.00 - 180.00	100.00 - 120.00
Moneragala	200.00 - 250.00	70.00 - 80.00	350.00 - 400.00	280.00 - 300.00	150.00 - 170.00	80.00 - 100.00
Dambulla (DEC)	180.00 - 280.00	100.00 - 130.00	70.00 - 130.00	300.00 - 380.00	120.00 - 140.00	80.00 - 110.00
Keppetipola (DEC)	-	-	150.00 - 220.00	-	150.00 - 170.00	120.00 - 130.00
Norochchole (DEC)	100.00 - 150.00	100.00 - 120.00	120.00 - 200.00	-	-	120.00 - 130.00
Nuwara Eliya	-	-	-	-	-	-
Kandy	200.00 - 250.00	100.00 - 140.00	100.00 - 220.00	300.00 - 350.00	170.00 - 200.00	110.00 - 120.00
Hambantota	270.00 - 380.00	80.00 - 90.00	250.00 - 300.00	250.00 - 350.00	160.00 - 250.00	100.00 - 100.00
Thambuththegama (DEC)	230.00 - 280.00	60.00 - 90.00	100.00 - 250.00	220.00 - 280.00	150.00 - 200.00	100.00 - 120.00
Tissamaharama	240.00 - 260.00	140.00 - 150.00	350.00 - 370.00	350.00 - 370.00	240.00 - 260.00	180.00 - 190.00
Jaffna	-	-	-	-	-	-
Bandarawela	220.00 - 240.00	110.00 - 120.00	160.00 - 180.00	230.00 - 260.00	160.00 - 180.00	110.00 - 120.00
Veyangoda	150.00 - 200.00	110.00 - 140.00	140.00 - 250.00	400.00 - 450.00	160.00 - 180.00	100.00 - 120.00

Locations	Leafy Vegetables (Rs/kg)			Coconut (Rs/nut)	
	Mukunuwenna	Kankun	Gotukola	Large	Small
Colombo	110.00 - 120.00	110.00 - 120.00	280.00 - 300.00	150.00 - 160.00	130.00 - 140.00
Meegoda (DEC)	-	-	-	150.00 - 156.00	-
Norochchole (DEC)	-	-	-	-	-
Nuwara Eliya	-	-	-	-	-
Dambulla (DEC)	175.00 - 200.00	175.00 - 200.00	175.00 - 200.00	120.00 - 130.00	100.00 - 110.00
Kandy	180.00 - 200.00	180.00 - 200.00	280.00 - 300.00	130.00 - 140.00	90.00 - 100.00
Hambantota	180.00 - 200.00	180.00 - 180.00	240.00 - 240.00	160.00 - 170.00	110.00 - 120.00
Thambuththegama (DEC)	-	-	-	-	-
Tissamaharama	120.00 - 140.00	120.00 - 140.00	250.00 - 275.00	-	-
Jaffna	-	-	-	-	-
Bandarawela	150.00 - 180.00	150.00 - 180.00	260.00 - 280.00	-	-
Veyangoda	-	-	-	-	-

Colombo, Meegoda, Norochchole, Jaffna, Dambulla and Kandy - Gotukola Price Rs/Kg

Table 07: Selected Markets: Retail Price of Vegetables (Rs/kg)

Week 18: 01 - 07 May 2026

LOCATIONS	Up Country Varieties																
	Butter Beans		Green Beans		Carrot		Leeks		Beetroot		Knol Khol		Raddish		Cabbage		Tomato
Colombo	-	550.00 - 800.00	280.00 - 600.00	260.00 - 480.00	250.00 - 600.00	250.00 - 320.00	150.00 - 400.00	160.00 - 400.00	250.00 - 480.00								
Gampaha	-	620.00 - 700.00	340.00 - 400.00	380.00 - 420.00	-	240.00 - 300.00	220.00 - 260.00	-	240.00 - 280.00								
Kurunegala	-	640.00 - 700.00	380.00 - 420.00	300.00 - 340.00	200.00 - 250.00	260.00 - 300.00	200.00 - 250.00	-	280.00 - 340.00								
Nikaweratiya	-	680.00 - 720.00	420.00 - 480.00	350.00 - 420.00	400.00 - 450.00	320.00 - 400.00	240.00 - 320.00	240.00 - 320.00	320.00 - 380.00								
Dambulla	-	760.00 - 800.00	360.00 - 400.00	360.00 - 380.00	300.00 - 340.00	360.00 - 400.00	300.00 - 320.00	200.00 - 230.00	200.00 - 280.00								
Anuradhapura	-	-	-	-	-	-	-	-	-								
Thambuththegama	-	680.00 - 750.00	360.00 - 440.00	300.00 - 350.00	-	-	220.00 - 300.00	180.00 - 250.00	220.00 - 300.00								
Polonnaruwa	-	720.00 - 800.00	360.00 - 480.00	380.00 - 420.00	-	380.00 - 440.00	260.00 - 360.00	250.00 - 280.00	220.00 - 280.00								
Kaluthara	-	600.00 - 720.00	360.00 - 520.00	280.00 - 400.00	300.00 - 320.00	320.00 - 340.00	200.00 - 280.00	280.00 - 320.00	300.00 - 400.00								
Badulla	-	500.00 - 600.00	320.00 - 400.00	320.00 - 400.00	300.00 - 320.00	240.00 - 320.00	160.00 - 240.00	200.00 - 240.00	160.00 - 240.00								
Keppetipola	-	560.00 - 580.00	230.00 - 260.00	220.00 - 240.00	160.00 - 180.00	130.00 - 150.00	100.00 - 120.00	100.00 - 120.00	220.00 - 240.00								
Moneragala	-	580.00 - 600.00	340.00 - 400.00	320.00 - 340.00	-	260.00 - 300.00	200.00 - 240.00	160.00 - 220.00	260.00 - 320.00								
Kegalle	-	640.00 - 680.00	450.00 - 480.00	360.00 - 400.00	360.00 - 400.00	280.00 - 320.00	250.00 - 280.00	200.00 - 240.00	280.00 - 320.00								
Ampara	-	580.00 - 660.00	380.00 - 420.00	280.00 - 320.00	280.00 - 320.00	-	200.00 - 260.00	240.00 - 280.00	300.00 - 350.00								
Dehiattakandiya	-	-	-	-	-	-	-	-	-								
Nuwaraeliya	-	620.00 - 640.00	350.00 - 360.00	280.00 - 300.00	230.00 - 250.00	220.00 - 240.00	140.00 - 160.00	200.00 - 220.00	300.00 - 340.00								
Kandy	-	550.00 - 600.00	450.00 - 480.00	260.00 - 300.00	280.00 - 300.00	240.00 - 260.00	180.00 - 200.00	220.00 - 240.00	260.00 - 300.00								
Puttalam	-	700.00 - 800.00	550.00 - 600.00	360.00 - 400.00	550.00 - 600.00	360.00 - 400.00	280.00 - 320.00	400.00 - 400.00	360.00 - 400.00								
Hambantota	-	600.00 - 600.00	480.00 - 600.00	400.00 - 400.00	300.00 - 400.00	300.00 - 400.00	300.00 - 400.00	300.00 - 320.00	200.00 - 320.00								
Rathnapura	-	580.00 - 620.00	350.00 - 400.00	340.00 - 380.00	300.00 - 360.00	-	150.00 - 200.00	200.00 - 240.00	350.00 - 400.00								
Matara	-	600.00 - 720.00	440.00 - 480.00	300.00 - 340.00	320.00 - 400.00	380.00 - 400.00	240.00 - 320.00	240.00 - 320.00	300.00 - 340.00								
Galle	-	640.00 - 700.00	340.00 - 400.00	340.00 - 380.00	-	-	200.00 - 280.00	300.00 - 380.00	280.00 - 300.00								
Tissamaharama	-	600.00 - 620.00	360.00 - 380.00	260.00 - 280.00	300.00 - 320.00	270.00 - 280.00	240.00 - 260.00	220.00 - 240.00	300.00 - 320.00								
Meegoda (DEC)	-	680.00 - 720.00	440.00 - 480.00	360.00 - 360.00	-	440.00 - 480.00	240.00 - 300.00	280.00 - 320.00	320.00 - 360.00								
Embilipitiya	-	560.00 - 600.00	400.00 - 480.00	400.00 - 480.00	360.00 - 400.00	300.00 - 320.00	160.00 - 200.00	280.00 - 320.00	240.00 - 320.00								
Jaffna	-	580.00 - 600.00	350.00 - 400.00	300.00 - 320.00	-	-	200.00 - 200.00	160.00 - 180.00	250.00 - 300.00								
Vavuniya	-	700.00 - 800.00	400.00 - 480.00	250.00 - 280.00	-	-	200.00 - 250.00	-	220.00 - 250.00								
Mannar	-	580.00 - 600.00	380.00 - 400.00	350.00 - 380.00	200.00 - 230.00	-	200.00 - 220.00	300.00 - 350.00	350.00 - 360.00								
Killinochchi	-	-	-	-	-	-	-	-	-								
Mullaittivu	-	500.00 - 550.00	550.00 - 600.00	280.00 - 320.00	180.00 - 220.00	-	160.00 - 200.00	190.00 - 220.00	280.00 - 350.00								
Batticaloa	-	550.00 - 600.00	400.00 - 400.00	280.00 - 300.00	250.00 - 300.00	250.00 - 250.00	150.00 - 150.00	200.00 - 200.00	240.00 - 250.00								
Trincomalee	-	-	-	-	-	-	-	-	-								
Hanguranketha	-	520.00 - 580.00	260.00 - 280.00	210.00 - 250.00	-	-	70.00 - 80.00	90.00 - 110.00	220.00 - 230.00								
Veyangoda	-	640.00 - 720.00	360.00 - 400.00	280.00 - 320.00	-	320.00 - 400.00	180.00 - 240.00	200.00 - 240.00	280.00 - 320.00								
Galenbindunuwewa	-	700.00 - 800.00	440.00 - 500.00	340.00 - 400.00	-	280.00 - 320.00	200.00 - 250.00	-	220.00 - 280.00								
Bandarawela	-	560.00 - 600.00	260.00 - 320.00	220.00 - 260.00	240.00 - 260.00	200.00 - 220.00	120.00 - 150.00	200.00 - 220.00	200.00 - 240.00								
Matale	-	720.00 - 800.00	400.00 - 480.00	400.00 - 440.00	360.00 - 400.00	240.00 - 280.00	200.00 - 260.00	160.00 - 200.00	300.00 - 340.00								

Table 07 (Contd.)

LOCATIONS	Low Country Varieties																			
	Ladies Fingers		Brinjal		Capsicum		Pumpkin		Cucumber		Bitter Gourd		Snake Gourd		Drumstick		Luffa		Long Beans	
Colombo	250.00 - 480.00	280.00 - 600.00	380.00 - 650.00	120.00 - 280.00	180.00 - 320.00	350.00 - 700.00	350.00 - 500.00	600.00 - 1000.00	350.00 - 640.00	260.00 - 480.00										
Gampaha	400.00 - 480.00	400.00 - 480.00	450.00 - 500.00	220.00 - 240.00	240.00 - 300.00	480.00 - 560.00	340.00 - 400.00	-	400.00 - 490.00	340.00 - 400.00										
Kurunegala	400.00 - 460.00	360.00 - 400.00	480.00 - 500.00	150.00 - 220.00	260.00 - 300.00	460.00 - 520.00	360.00 - 420.00	-	480.00 - 520.00	350.00 - 400.00										
Nikaweratiya	280.00 - 320.00	320.00 - 400.00	400.00 - 480.00	100.00 - 130.00	220.00 - 260.00	400.00 - 480.00	280.00 - 320.00	-	400.00 - 480.00	320.00 - 400.00										
Dambulla	340.00 - 400.00	340.00 - 380.00	500.00 - 560.00	120.00 - 150.00	240.00 - 280.00	500.00 - 560.00	380.00 - 400.00	560.00 - 600.00	500.00 - 560.00	260.00 - 280.00										
Anuradhapura	-	-	-	-	-	-	-	-	-	-										
Thambuththegama	350.00 - 450.00	350.00 - 400.00	300.00 - 440.00	120.00 - 180.00	200.00 - 280.00	480.00 - 550.00	380.00 - 450.00	-	400.00 - 500.00	380.00 - 450.00										
Polonnaruwa	400.00 - 450.00	400.00 - 440.00	450.00 - 500.00	100.00 - 160.00	260.00 - 300.00	500.00 - 560.00	320.00 - 360.00	700.00 - 800.00	520.00 - 580.00	420.00 - 480.00										
Kaluthara	320.00 - 440.00	360.00 - 480.00	400.00 - 600.00	180.00 - 200.00	240.00 - 320.00	400.00 - 600.00	400.00 - 600.00	-	400.00 - 600.00	280.00 - 360.00										
Badulla	320.00 - 400.00	320.00 - 400.00	400.00 - 480.00	160.00 - 200.00	200.00 - 320.00	400.00 - 480.00	300.00 - 400.00	480.00 - 600.00	320.00 - 400.00	320.00 - 400.00										
Keppetipola	300.00 - 320.00	260.00 - 280.00	350.00 - 380.00	100.00 - 130.00	150.00 - 160.00	430.00 - 450.00	330.00 - 350.00	-	420.00 - 450.00	300.00 - 320.00										
Moneragala	280.00 - 340.00	320.00 - 360.00	520.00 - 600.00	160.00 - 200.00	200.00 - 240.00	400.00 - 460.00	380.00 - 400.00	400.00 - 440.00	400.00 - 440.00	300.00 - 320.00										
Kegalle	350.00 - 400.00	440.00 - 480.00	480.00 - 520.00	160.00 - 200.00	280.00 - 320.00	480.00 - 520.00	360.00 - 400.00	600.00 - 640.00	520.00 - 560.00	360.00 - 400.00										
Ampara	260.00 - 300.00	380.00 - 440.00	440.00 - 520.00	140.00 - 180.00	280.00 - 320.00	400.00 - 500.00	320.00 - 360.00	500.00 - 540.00	320.00 - 380.00	280.00 - 380.00										
Dehiattakandiya	-	-	-	-	-	-	-	-	-	-										
Nuwaraeliya	340.00 - 360.00	320.00 - 340.00	360.00 - 380.00	150.00 - 160.00	280.00 - 300.00	450.00 - 460.00	360.00 - 380.00	-	450.00 - 460.00	350.00 - 360.00										
Kandy	360.00 - 400.00	280.00 - 300.00	550.00 - 600.00	160.00 - 180.00	300.00 - 320.00	480.00 - 500.00	450.00 - 480.00	600.00 - 650.00	450.00 - 480.00	260.00 - 300.00										
Puttalam	300.00 - 350.00	250.00 - 360.00	500.00 - 600.00	180.00 - 240.00	280.00 - 320.00	600.00 - 700.00	360.00 - 400.00	-	500.00 - 600.00	300.00 - 350.00										
Rathnapura	300.00 - 360.00	400.00 - 480.00	480.00 - 530.00	120.00 - 180.00	200.00 - 250.00	440.00 - 480.00	450.00 - 510.00	-	450.00 - 520.00	320.00 - 380.00										
Hambantota	300.00 - 400.00	400.00 - 400.00	400.00 - 480.00	125.00 - 150.00	200.00 - 240.00	400.00 - 480.00	400.00 - 600.00	300.00 - 400.00	400.00 - 600.00	400.00 - 400.00										
Matara	360.00 - 400.00	320.00 - 400.00	400.00 - 600.00	160.00 - 200.00	280.00 - 320.00	480.00 - 600.00	520.00 - 600.00	-	520.00 - 640.00	300.00 - 340.00										
Galle	360.00 - 400.00	360.00 - 440.00	600.00 - 680.00	160.00 - 180.00	300.00 - 360.00	550.00 - 560.00	480.00 - 550.00	560.00 - 580.00	440.00 - 500.00	380.00 - 480.00										
Tissamaharama	260.00 - 280.00	320.00 - 340.00	420.00 - 440.00	120.00 - 140.00	200.00 - 220.00	420.00 - 440.00	360.00 - 380.00	-	420.00 - 440.00	280.00 - 300.00										
Meegoda (DEC)	360.00 - 480.00	440.00 - 480.00	560.00 - 560.00	120.00 - 160.00	300.00 - 360.00	520.00 - 600.00	440.00 - 480.00	-	480.00 - 560.00	400.00 - 480.00										
Embilipitiya	380.00 - 400.00	350.00 - 400.00	480.00 - 600.00	140.00 - 160.00	200.00 - 240.00	520.00 - 600.00	450.00 - 480.00	240.00 - 300.00	480.00 - 520.00	350.00 - 400.00										
Jaffna	200.00 - 220.00	200.00 - 250.00	250.00 - 250.00	80.00 - 120.00	150.00 - 150.00	580.00 - 620.00	180.00 - 200.00	600.00 - 700.00	-	180.00 - 200.00										
Vavuniya	200.00 - 300.00	200.00 - 250.00	250.00 - 300.00	100.00 - 140.00	200.00 - 300.00	450.00 - 600.00	250.00 - 300.00	800.00 - 900.00	300.00 - 340.00	200.00 - 300.00										
Mannar	300.00 - 350.00	350.00 - 360.00	200.00 - 250.00	140.00 - 150.00	160.00 - 180.00	380.00 - 400.00	350.00 - 400.00	-	-	280.00 - 300.00										
Killinochchi	-	-	-	-	-	-	-	-	-	-										
Mullaittivu	280.00 - 320.00	240.00 - 260.00	200.00 - 240.00	140.00 - 160.00	140.00 - 160.00	400.00 - 450.00	200.00 - 250.00	-	-	280.00 - 320.00										
Batticaloa	230.00 - 240.00	300.00 - 300.00	380.00 - 400.00	150.00 - 150.00	280.00 - 300.00	380.00 - 400.00	350.00 - 350.00	800.00 - 850.00	300.00 - 300.00	250.00 - 250.00										
Trincomalee	-	-	-	-	-	-	-	-	-	-										
Hanguranketha	320.00 340.00	270.00 280.00	310.00 325.00	90.00 110.00	240.00 240.00	370.00 - 380.00	350.00 370.00	480.00 500.00	420.00 480.00	260.00 280.00										
Veyangoda	320.00 - 360.00	360.00 - 400.00	400.00 - 440.00	160.00 - 200.00	280.00 - 320.00	480.00 - 520.00	440.00 - 480.00	-	480.00 - 520.00	280.00 - 320.00										
Galenbindunuwewa	300.00 - 360.00	300.00 - 380.00	420.00 - 480.00	160.00 - 220.00	220.00 - 280.00	340.00 - 460.00	320.00 - 400.00	600.00 - 600.00	320.00 - 400.00	280.00 - 340.00										
Bandarawela	320.00 - 340.00	260.00 - 300.00	400.00 - 480.00	160.00 - 180.00	220.00 - 240.00	340.00 - 360.00	360.00 - 380.00	-	380.00 - 400.00	280.00 - 320.00										
Matale	400.00 - 480.00	400.00 - 520.00	240.00 - 300.00	160.00 - 200.00	240.00 - 300.00	480.00 - 560.00	400.00 - 460.00	-	480.00 - 560.00	320.00 - 400.00										

Table 07 (Contd.)

LOCATIONS	Low Country Varieties					Leafy Vegetable			Coconut (Rs/nut)	
	Ash Plantain	Green Chillies	Lime	Sweet Potato	Manioc	Mukunuwenna	Kankun	Gotukola	Large	Small
Colombo	160.00 - 400.00	200.00 - 600.00	350.00 - 800.00	240.00 - 400.00	160.00 - 260.00	150.00 - 300.00	150.00 - 300.00	300.00 - 360.00	160.00 - 200.00	140.00 - 160.00
Gampaha	280.00 - 320.00	450.00 - 500.00	500.00 - 600.00	300.00 - 320.00	180.00 - 200.00	180.00 - 210.00	180.00 - 210.00	150.00 - 180.00	150.00 - 170.00	100.00 - 135.00
Kurunegala	200.00 - 240.00	280.00 - 340.00	550.00 - 650.00	240.00 - 260.00	180.00 - 200.00	180.00 - 210.00	180.00 - 210.00	150.00 - 180.00	150.00 - 160.00	110.00 - 130.00
Nikaweratiya	120.00 - 180.00	350.00 - 420.00	600.00 - 680.00	240.00 - 320.00	160.00 - 240.00	150.00 - 180.00	150.00 - 180.00	90.00 - 100.00	120.00 - 140.00	80.00 - 110.00
Dambulla	200.00 - 260.00	400.00 - 500.00	500.00 - 600.00	220.00 - 260.00	200.00 - 220.00	350.00 - 400.00	350.00 - 400.00	300.00 - 350.00	150.00 - 160.00	120.00 - 130.00
Anuradhapura	-	-	-	-	-	-	-	-	-	-
Thambuththegama	150.00 - 200.00	200.00 - 300.00	320.00 - 400.00	260.00 - 350.00	180.00 - 250.00	-	-	-	120.00 - 125.00	90.00 - 100.00
Polonnaruwa	200.00 - 280.00	400.00 - 480.00	450.00 - 500.00	180.00 - 220.00	180.00 - 260.00	200.00 - 240.00	200.00 - 240.00	200.00 - 240.00	160.00 - 170.00	120.00 - 150.00
Kaluthara	200.00 - 300.00	400.00 - 500.00	600.00 - 800.00	280.00 - 320.00	180.00 - 200.00	210.00 - 240.00	240.00 - 240.00	300.00 - 300.00	180.00 - 200.00	140.00 - 150.00
Badulla	200.00 - 320.00	400.00 - 400.00	360.00 - 400.00	280.00 - 320.00	200.00 - 240.00	400.00 - 500.00	350.00 - 500.00	500.00 - 600.00	150.00 - 180.00	100.00 - 120.00
Keppetipola	180.00 - 200.00	250.00 - 300.00	450.00 - 480.00	200.00 - 220.00	140.00 - 150.00	240.00 - 280.00	240.00 - 280.00	350.00 - 450.00	150.00 - 160.00	120.00 - 130.00
Moneragala	140.00 - 160.00	400.00 - 500.00	360.00 - 400.00	240.00 - 260.00	120.00 - 140.00	150.00 - 180.00	150.00 - 180.00	320.00 - 340.00	140.00 - 150.00	90.00 - 120.00
Kegalle	280.00 - 320.00	360.00 - 400.00	760.00 - 800.00	310.00 - 320.00	180.00 - 200.00	240.00 - 250.00	240.00 - 250.00	240.00 - 240.00	160.00 - 170.00	120.00 - 130.00
Ampara	220.00 - 260.00	400.00 - 440.00	500.00 - 700.00	240.00 - 280.00	-	240.00 - 280.00	240.00 - 280.00	300.00 - 350.00	170.00 - 180.00	120.00 - 130.00
Dehiattakandiya	-	-	-	-	-	-	-	-	-	-
Nuwaraeliya	240.00 - 250.00	340.00 - 360.00	420.00 - 460.00	320.00 - 340.00	240.00 - 260.00	350.00 - 400.00	350.00 - 400.00	500.00 - 550.00	150.00 - 170.00	130.00 - 140.00
Kandy	160.00 - 200.00	400.00 - 450.00	550.00 - 600.00	260.00 - 280.00	180.00 - 200.00	240.00 - 280.00	240.00 - 280.00	700.00 - 720.00	150.00 - 170.00	110.00 - 120.00
Puttalam	180.00 - 240.00	250.00 - 320.00	400.00 - 450.00	300.00 - 350.00	240.00 - 250.00	350.00 - 400.00	-	600.00 - 700.00	150.00 - 160.00	120.00 - 140.00
Rathnapura	200.00 - 250.00	470.00 - 520.00	450.00 - 500.00	240.00 - 280.00	120.00 - 160.00	240.00 - 240.00	240.00 - 240.00	300.00 - 300.00	170.00 - 180.00	130.00 - 160.00
Hambanthota	120.00 - 120.00	400.00 - 480.00	400.00 - 600.00	300.00 - 400.00	200.00 - 200.00	180.00 - 180.00	180.00 - 180.00	240.00 - 240.00	180.00 - 190.00	130.00 - 140.00
Matara	160.00 - 200.00	380.00 - 500.00	700.00 - 900.00	280.00 - 320.00	160.00 - 180.00	150.00 - 180.00	150.00 - 180.00	360.00 - 400.00	180.00 - 200.00	140.00 - 160.00
Galle	200.00 - 240.00	400.00 - 480.00	400.00 - 500.00	240.00 - 280.00	200.00 - 240.00	200.00 - 200.00	200.00 - 200.00	240.00 - 240.00	120.00 - 130.00	100.00 - 100.00
Tissamaharama	160.00 - 180.00	400.00 - 420.00	400.00 - 420.00	280.00 - 300.00	220.00 - 240.00	160.00 - 180.00	160.00 - 180.00	350.00 - 400.00	160.00 - 180.00	120.00 - 140.00
Meegoda (DEC)	240.00 - 300.00	400.00 - 500.00	560.00 - 600.00	280.00 - 320.00	180.00 - 200.00	160.00 - 160.00	160.00 - 160.00	200.00 - 240.00	160.00 - 180.00	140.00 - 150.00
Embilipitiya	80.00 - 100.00	250.00 - 300.00	350.00 - 400.00	280.00 - 320.00	140.00 - 170.00	300.00 - 350.00	250.00 - 300.00	600.00 - 700.00	140.00 - 160.00	100.00 - 130.00
Jaffna	150.00 - 160.00	100.00 - 150.00	450.00 - 500.00	280.00 - 300.00	200.00 - 220.00	350.00 - 380.00	220.00 - 240.00	300.00 - 320.00	160.00 - 170.00	110.00 - 120.00
Vavuniya	150.00 - 200.00	150.00 - 200.00	450.00 - 520.00	240.00 - 260.00	160.00 - 200.00	250.00 - 300.00	250.00 - 300.00	300.00 - 350.00	140.00 - 160.00	100.00 - 120.00
Mannar	200.00 - 220.00	250.00 - 300.00	350.00 - 400.00	250.00 - 280.00	180.00 - 200.00	240.00 - 300.00	280.00 - 300.00	300.00 - 320.00	145.00 - 150.00	95.00 - 100.00
Killinochchi	-	-	-	-	-	-	-	-	-	-
Mullaittivu	160.00 - 200.00	180.00 - 220.00	480.00 - 520.00	240.00 - 260.00	180.00 - 220.00	280.00 - 280.00	240.00 - 240.00	200.00 - 200.00	145.00 - 150.00	90.00 - 100.00
Batticaloa	250.00 - 250.00	240.00 - 240.00	350.00 - 350.00	250.00 - 280.00	200.00 - 200.00	-	320.00 - 320.00	320.00 - 320.00	160.00 - 170.00	70.00 - 75.00
Trincomalee										
Hanguranketha	180.00 - 210.00	410.00 - 480.00	440.00 - 500.00	220.00 - 250.00	-	200.00 - 200.00	-	200.00 - 200.00	145.00 - 145.00	120.00 - 120.00
Veyangoda	240.00 - 280.00	360.00 - 400.00	520.00 - 600.00	240.00 - 280.00	180.00 - 220.00	180.00 - 200.00	180.00 - 200.00	280.00 - 320.00	140.00 - 160.00	120.00 - 230.00
Galenbindunuwewa	180.00 - 220.00	400.00 - 500.00	500.00 - 600.00	240.00 - 280.00	200.00 - 240.00	220.00 - 300.00	200.00 - 260.00	280.00 - 340.00	130.00 - 140.00	110.00 - 125.00
Bandarawela	200.00 - 220.00	260.00 - 320.00	350.00 - 400.00	230.00 - 260.00	170.00 - 180.00	210.00 - 320.00	210.00 - 240.00	320.00 - 400.00	150.00 - 170.00	120.00 - 140.00
Matale	240.00 - 260.00	300.00 - 400.00	600.00 - 700.00	240.00 - 300.00	180.00 - 200.00	360.00 - 400.00	320.00 - 400.00	350.00 - 480.00	160.00 - 180.00	120.00 - 140.00

Table 08: Selected Markets: Retail Price of Fruits (Rs/kg)

Week 18: 01 - 07 May 2026

LOCATIONS	Banana					Pineapple			Mango	
	Ambul (Rs/kg)	Kolikuttu (Rs/kg)	Seeni (Rs/kg)	Anamalu	Ambun	Large	Medium	Small	Betti	Karthakolomban
Colombo	150.00 - 250.00	300.00 - 500.00	140.00 - 240.00	250.00 - 380.00	250.00 - 380.00	300.00 - 450.00	-	-	350.00 - 500.00	500.00 - 700.00
Gampaha	150.00 - 200.00	300.00 - 400.00	150.00 - 200.00	-	-	320.00 - 360.00	-	-	-	490.00 - 560.00
Kurunegala	160.00 - 200.00	350.00 - 400.00	160.00 - 200.00	-	360.00 - 400.00	360.00 - 400.00	-	-	-	400.00 - 440.00
Nikaweratiya	180.00 - 220.00	400.00 - 450.00	160.00 - 200.00	-	350.00 - 380.00	450.00 - 480.00	-	-	-	-
Dambulla	160.00 - 180.00	340.00 - 360.00	160.00 - 180.00	-	340.00 - 360.00	350.00 - 400.00	-	-	300.00 - 350.00	450.00 - 550.00
Anuradhapura	-	-	-	-	-	-	-	-	-	-
Thambuththegama	120.00 - 180.00	300.00 - 380.00	150.00 - 180.00	-	-	280.00 - 350.00	-	-	-	300.00 - 320.00
Polonnaruwa	150.00 - 250.00	450.00 - 500.00	180.00 - 200.00	-	450.00 - 500.00	500.00 - 550.00	-	-	-	600.00 - 700.00
Kaluthara	200.00 - 220.00	350.00 - 380.00	180.00 - 200.00	240.00 - 260.00	260.00 - 300.00	390.00 - 455.00	-	-	-	450.00 - 600.00
Badulla	130.00 - 200.00	300.00 - 350.00	120.00 - 150.00	200.00 - 250.00	300.00 - 350.00	350.00 - 450.00	-	-	200.00 - 300.00	250.00 - 350.00
Keppetipola	180.00 - 210.00	350.00 - 360.00	160.00 - 170.00	190.00 - 200.00	300.00 - 320.00	260.00 - 280.00	-	-	-	850.00 - 900.00
Moneragala	100.00 - 140.00	280.00 - 320.00	80.00 - 120.00	250.00 - 280.00	260.00 - 300.00	300.00 - 400.00	-	-	-	400.00 - 600.00
Kegalle	200.00 - 220.00	350.00 - 400.00	180.00 - 200.00	280.00 - 300.00	280.00 - 320.00	300.00 - 360.00	-	-	-	300.00 - 460.00
Ampara	170.00 - 180.00	350.00 - 380.00	140.00 - 150.00	380.00 - 400.00	400.00 - 400.00	400.00 - 430.00	-	-	-	600.00 - 650.00
Dehiattakandiya	-	-	-	-	-	-	-	-	-	-
Nuwaraeliya	200.00 - 220.00	360.00 - 380.00	160.00 - 180.00	250.00 - 260.00	280.00 - 320.00	350.00 - 360.00	-	-	-	660.00 - 680.00
Kandy	210.00 - 220.00	360.00 - 380.00	160.00 - 180.00	240.00 - 250.00	340.00 - 350.00	350.00 - 380.00	-	-	350.00 - 400.00	600.00 - 700.00
Puttalam	150.00 - 170.00	350.00 - 400.00	140.00 - 160.00	250.00 - 280.00	-	500.00 - 550.00	-	-	-	600.00 - 700.00
Rathnapura	160.00 - 200.00	350.00 - 400.00	120.00 - 150.00	240.00 - 260.00	280.00 - 300.00	420.00 - 490.00	-	-	-	450.00 - 600.00
Hambantota	100.00 - 130.00	260.00 - 300.00	100.00 - 120.00	-	300.00 - 330.00	350.00 - 380.00	-	-	180.00 - 200.00	500.00 - 550.00
Matara	150.00 - 160.00	350.00 - 360.00	140.00 - 160.00	250.00 - 270.00	270.00 - 280.00	400.00 - 450.00	-	-	280.00 - 300.00	350.00 - 400.00
Galle	160.00 - 200.00	350.00 - 400.00	160.00 - 180.00	300.00 - 380.00	300.00 - 380.00	400.00 - 400.00	-	-	300.00 - 300.00	800.00 - 900.00
Tissamaharama	130.00 - 150.00	260.00 - 280.00	120.00 - 130.00	-	-	380.00 - 400.00	-	-	-	580.00 - 600.00
Meegoda (DEC)	170.00 - 180.00	320.00 - 380.00	180.00 - 180.00	280.00 - 300.00	280.00 - 300.00	300.00 - 350.00	-	-	-	350.00 - 400.00
Embilipitiya	70.00 - 100.00	180.00 - 250.00	80.00 - 100.00	200.00 - 250.00	250.00 - 280.00	300.00 - 350.00	-	-	200.00 - 250.00	400.00 - 500.00
Jaffna	140.00 - 150.00	270.00 - 300.00	140.00 - 160.00	-	-	650.00 - 650.00	-	-	-	-
Vavuniya	150.00 - 180.00	350.00 - 380.00	150.00 - 180.00	180.00 - 200.00	160.00 - 180.00	500.00 - 550.00	-	-	-	-
Mannar	180.00 - 200.00	350.00 - 350.00	150.00 - 160.00	240.00 - 250.00	300.00 - 300.00	580.00 - 600.00	-	-	-	800.00 - 850.00
Killinochchi	-	-	-	-	-	-	-	-	-	-
Mullaittivu	180.00 - 220.00	340.00 - 360.00	150.00 - 160.00	250.00 - 280.00	270.00 - 300.00	-	-	-	-	-
Batticaloa	-	400.00 - 450.00	150.00 - 150.00	300.00 - 300.00	-	-	-	-	-	600.00 - 600.00
Trincomalee	-	-	-	-	-	-	-	-	-	-
Veyangoda	140.00 - 160.00	300.00 - 320.00	140.00 - 160.00	200.00 - 220.00	300.00 - 320.00	270.00 - 300.00	-	-	-	330.00 - 400.00
Galenbindunuwewa	130.00 - 150.00	300.00 - 350.00	120.00 - 150.00	300.00 - 350.00	-	380.00 - 420.00	-	-	-	500.00 - 600.00
Bandarawela	180.00 - 200.00	340.00 - 350.00	160.00 - 180.00	220.00 - 240.00	280.00 - 300.00	320.00 - 480.00	-	-	-	640.00 - 680.00
Matale	160.00 - 180.00	400.00 - 440.00	160.00 - 180.00	180.00 - 200.00	320.00 - 360.00	480.00 - 540.00	-	-	-	-

Table 08 (Contd.)

LOCATIONS	Mango		Other Fruits							
	Vilad	Kohu	Papaw	Passion	Wood Apple	Orange	Avocado	Slime Apple	Grapes	King Coconut(Rs/nut)
Colombo	500.00 - 600.00	-	160.00 - 350.00	500.00 - 800.00	450.00 - 900.00	200.00 - 600.00	600.00 - 1200.00	400.00 - 800.00	2300.00 - 3000.00	200.00 - 250.00
Gampaha	-	-	200.00 - 220.00	600.00 - 660.00	600.00 - 680.00	360.00 - 400.00	600.00 - 700.00	550.00 - 580.00	2700.00 - 2800.00	190.00 - 200.00
Kurunegala	-	-	180.00 - 200.00	580.00 - 600.00	650.00 - 700.00	-	500.00 - 600.00	-	2600.00 - 2700.00	190.00 - 220.00
Nikaweratiya	-	-	150.00 - 180.00	-	-	130.00 - 180.00	400.00 - 450.00	-	2500.00 - 2600.00	-
Dambulla	350.00 - 400.00	200.00 - 250.00	160.00 - 180.00	350.00 - 400.00	450.00 - 500.00	250.00 - 350.00	500.00 - 600.00	250.00 - 300.00	2900.00 - 3000.00	200.00 - 220.00
Anuradhapura	-	-	-	-	-	-	-	-	-	-
Thambuththegama	-	-	100.00 - 160.00	400.00 - 480.00	-	150.00 - 200.00	400.00 - 500.00	-	-	200.00 - 250.00
Polonnaruwa	-	-	200.00 - 250.00	-	350.00 - 400.00	220.00 - 250.00	600.00 - 800.00	-	2500.00 - 3000.00	250.00 - 250.00
Kaluthara	-	-	220.00 - 280.00	-	450.00 - 500.00	400.00 - 450.00	500.00 - 600.00	400.00 - 500.00	2500.00 - 3000.00	170.00 - 180.00
Badulla	350.00 - 400.00	120.00 - 150.00	120.00 - 200.00	500.00 - 600.00	300.00 - 400.00	240.00 - 300.00	450.00 - 500.00	300.00 - 450.00	2500.00 - 3000.00	150.00 - 250.00
Keppetipola	420.00 - 450.00	140.00 - 150.00	160.00 - 180.00	500.00 - 600.00	360.00 - 420.00	360.00 - 420.00	900.00 - 1000.00	360.00 - 420.00	2500.00 - 2600.00	180.00 - 200.00
Moneragala	450.00 - 500.00	100.00 - 140.00	120.00 - 150.00	600.00 - 640.00	400.00 - 450.00	300.00 - 360.00	-	250.00 - 300.00	2800.00 - 3000.00	150.00 - 170.00
Kegalle	-	-	180.00 - 200.00	450.00 - 500.00	550.00 - 600.00	250.00 - 300.00	350.00 - 400.00	400.00 - 450.00	2000.00 - 2200.00	160.00 - 170.00
Ampara	-	-	180.00 - 200.00	600.00 - 650.00	350.00 - 380.00	400.00 - 450.00	600.00 - 650.00	500.00 - 550.00	2700.00 - 2800.00	200.00 - 230.00
Dehiattakandiya	-	-	-	-	-	-	-	-	-	-
Nuwaraeliya	320.00 - 340.00	220.00 - 240.00	170.00 - 200.00	650.00 - 750.00	400.00 - 450.00	480.00 - 520.00	760.00 - 800.00	420.00 - 450.00	2600.00 - 2800.00	220.00 - 240.00
Kandy	400.00 - 450.00	-	150.00 - 170.00	600.00 - 650.00	500.00 - 550.00	450.00 - 500.00	400.00 - 500.00	400.00 - 500.00	2500.00 - 2600.00	180.00 - 200.00
Puttalam	-	-	200.00 - 280.00	600.00 - 700.00	250.00 - 260.00	280.00 - 320.00	600.00 - 700.00	-	2800.00 - 3000.00	150.00 - 150.00
Hambantota	350.00 - 450.00	-	140.00 - 150.00	400.00 - 480.00	280.00 - 320.00	320.00 - 360.00	350.00 - 350.00	-	3000.00 - 3000.00	150.00 - 150.00
Rathnapura	400.00 - 500.00	200.00 - 300.00	200.00 - 280.00	-	400.00 - 500.00	300.00 - 400.00	-	300.00 - 500.00	2300.00 - 2800.00	120.00 - 160.00
Matara	250.00 - 260.00	-	150.00 - 160.00	650.00 - 700.00	550.00 - 580.00	400.00 - 480.00	650.00 - 700.00	450.00 - 480.00	2500.00 - 2600.00	180.00 - 200.00
Galle	480.00 - 500.00	280.00 - 300.00	180.00 - 200.00	800.00 - 900.00	600.00 - 700.00	480.00 - 500.00	800.00 - 1200.00	560.00 - 600.00	3000.00 - 3000.00	180.00 - 200.00
Tissamaharama	-	-	120.00 - 140.00	-	400.00 - 440.00	-	-	380.00 - 400.00	2600.00 - 2800.00	180.00 - 190.00
Meegoda (DEC)	250.00 - 280.00	-	160.00 - 180.00	500.00 - 600.00	450.00 - 500.00	280.00 - 350.00	400.00 - 450.00	280.00 - 350.00	2600.00 - 2800.00	180.00 - 200.00
Embilipitiya	250.00 - 300.00	100.00 - 120.00	150.00 - 180.00	400.00 - 450.00	350.00 - 450.00	250.00 - 300.00	350.00 - 500.00	250.00 - 300.00	2450.00 - 2800.00	180.00 - 200.00
Jaffna	-	-	150.00 - 180.00	410.00 - 420.00	-	-	-	-	2600.00 - 2700.00	180.00 - 200.00
Vavuniya	-	-	150.00 - 170.00	400.00 - 450.00	400.00 - 450.00	200.00 - 250.00	-	-	2450.00 - 2600.00	200.00 - 250.00
Mannar	-	-	200.00 - 230.00	400.00 - 500.00	360.00 - 420.00	300.00 - 350.00	850.00 - 900.00	-	2750.00 - 2800.00	200.00 - 200.00
Killinochchi	-	-	-	-	-	-	-	-	-	-
Mullaittivu	-	-	180.00 - 220.00	350.00 - 400.00	-	-	-	-	-	-
Batticaloa	-	-	150.00 - 150.00	500.00 - 500.00	550.00 - 550.00	400.00 - 400.00	650.00 - 700.00	-	2000.00 - 2200.00	180.00 - 180.00
Trincomalee	-	-	-	-	-	-	-	-	-	-
Veyangoda	380.00 - 400.00	-	150.00 - 160.00	500.00 - 550.00	500.00 - 600.00	320.00 - 400.00	380.00 - 400.00	-	2500.00 - 2600.00	150.00 - 170.00
Galenbindunuwewa	-	-	160.00 - 200.00	-	500.00 - 500.00	330.00 - 350.00	500.00 - 560.00	200.00 - 250.00	2400.00 - 2600.00	230.00 - 250.00
Bandarawela	-	-	160.00 - 180.00	700.00 - 750.00	540.00 - 600.00	350.00 - 420.00	750.00 - 800.00	-	2700.00 - 2800.00	180.00 - 200.00
Matale	400.00 - 500.00	260.00 - 320.00	200.00 - 240.00	500.00 - 600.00	400.00 - 500.00	250.00 - 350.00	-	300.00 - 350.00	2400.00 - 2600.00	160.00 - 200.00

Table 09: Selected Markets: Wholesale Price of Fresh Fish & Eggs (Rs/kg & Rs/egg)

Week 18: 01 - 07 May 2026

Locations	Sea Fish					
	Salaya	Hurulla	Balaya	Kelawalla	Thora	Paraw
Colombo	500.00 – 600.00	–	1000.00 – 1300.00	1700.00 – 1800.00	2800.00 – 3000.00	1600.00 – 1700.00
Kandy	700.00 – 750.00	1000.00 – 1050.00	900.00 – 1100.00	1700.00 – 1800.00	2700.00 – 2800.00	1400.00 – 1500.00
Kaluthara	700.00 – 800.00	–	1300.00 – 1400.00	1700.00 – 1800.00	–	1500.00 – 1500.00
Puttalam	600.00 – 650.00	1000.00 – 1100.00	1150.00 – 1300.00	1800.00 – 2000.00	2400.00 – 2600.00	1250.00 – 1350.00
Matara	800.00 – 850.00	–	1000.00 – 1200.00	1750.00 – 1800.00	–	–
Hambantota	–	–	900.00 – 900.00	1450.00 – 1500.00	–	–
Galle	850.00 – 900.00	1000.00 – 1100.00	1200.00 – 1300.00	1600.00 – 1800.00	–	1300.00 – 1400.00
Batticaloa	500.00 – 500.00	800.00 – 900.00	–	–	–	1500.00 – 1500.00
Trincomalee	–	–	–	–	–	–
Mannar	700.00 – 750.00	1000.00 – 1100.00	1300.00 – 1400.00	–	–	1400.00 – 1500.00

Locations	Sea Fish				Eggs	
	Mora	Shrimps	Thalapath	Teppeli	Brown	White
Colombo	1600.00 – 1700.00	1200.00 – 1600.00	2000.00 – 2200.00	–	27.00 – 29.00	25.00 – 27.00
Kandy	1500.00 – 1600.00	1700.00 – 1800.00	2200.00 – 2300.00	–	27.00 – 28.00	26.00 – 27.00
Kaluthara	–	2100.00 – 2200.00	1800.00 – 2000.00	–	–	–
Puttalam	2250.00 – 2400.00	1850.00 – 2000.00	2600.00 – 2700.00	–	27.00 – 28.00	24.00 – 25.00
Matara	–	2300.00 – 2400.00	1800.00 – 2000.00	–	29.00 – 30.00	23.00 – 25.00
Hambantota	–	2200.00 – 2200.00	–	–	30.00 – 30.00	29.00 – 30.00
Galle	–	–	1800.00 – 1800.00	–	29.00 – 30.00	28.00 – 29.00
Batticaloa	–	1500.00 – 1500.00	–	–	32.00 – 32.00	30.00 – 30.00
Trincomalee	–	–	–	–	–	–
Mannar	1550.00 – 1600.00	1350.00 – 1400.00	–	–	29.00 – 30.00	26.00 – 27.00

Table 10: Selected Markets: Wholesale Price of Dried Fish (Rs/kg)

Week 18: 01 - 07 May 2026

Locations	Local Dried Fish					
	Sprats	Kattawa	Thora	Mora	Balaya	Anguluwa
Colombo	1000.00 – 1600.00	2200.00 – 2400.00	–	2450.00 – 2600.00	1450.00 – 1500.00	–
Kandy	1400.00 – 1450.00	–	–	2600.00 – 2700.00	1300.00 – 1400.00	–
Batticaloa	1000.00 – 1000.00	2500.00 – 2500.00	–	–	1800.00 – 1850.00	–
Trincomalee	–	–	–	–	–	–
Mannar	1100.00 – 1200.00	2400.00 – 2500.00	–	2000.00 – 2100.00	1100.00 – 1150.00	950.00 – 1000.00

Locations	Local Dried Fish			Imported Dried Fish		
	Maduwa	Koduwa	Salaya	Sprats	Kattawa	Thora
Colombo	1400.00 – 1500.00	–	800.00 – 880.00	1000.00 – 1050.00	2400.00 – 2500.00	3200.00 – 3350.00
Kandy	–	–	–	1150.00 – 1250.00	2100.00 – 2200.00	–
Batticaloa	–	–	–	1100.00 – 1100.00	–	–
Trincomalee	–	–	–	–	–	–
Mannar	800.00 – 850.00	–	–	–	–	–

Locations	Imported Dried Fish					
	Mora	Balaya	Anguluwa	Maduwa	Koduwa	Salaya
Colombo	2450.00 – 2500.00	–	2100.00 – 2200.00	–	–	–
Kandy	–	–	–	–	–	–
Batticaloa	–	–	–	–	–	–
Trincomalee	–	–	–	–	–	–
Mannar	–	–	–	–	–	–

Table 11: Selected Markets: Retail Price of Fresh Fish & Eggs (Rs/kg & Rs/eggs)

Week 18: 01 - 07 May 2026

21

LOCATIONS	Sea Fish									Eggs			
	Salaya	Hurulla	Balaya	Kelawalla	Thora	Paraw	Mora	Thalapath	Brown	White			
Colombo	880.00 - 1000.00	1300.00 - 1300.00	1400.00 - 1800.00	1850.00 - 3000.00	3000.00 - 4400.00	1800.00 - 2800.00	1800.00 - 2000.00	2400.00 - 3200.00	29.00 - 32.00	27.00 - 31.00			
Gampaha	-	-	-	2000.00 - 2160.00	-	-	-	2400.00 - 2500.00	34.00 - 38.00	28.00 - 30.00			
Kurunegala	-	-	1450.00 - 1500.00	2000.00 - 2100.00	-	-	-	2350.00 - 2400.00	29.00 - 32.00	28.00 - 30.00			
Nikaweratiya	-	1300.00 - 1400.00	1200.00 - 1300.00	2000.00 - 2200.00	-	-	-	2800.00 - 3000.00	28.00 - 30.00	28.00 - 30.00			
Dambulla	750.00 - 800.00	1400.00 - 1500.00	1400.00 - 1500.00	2200.00 - 2400.00	2800.00 - 3000.00	1600.00 - 1700.00	1700.00 - 1800.00	2500.00 - 2600.00	32.00 - 34.00	30.00 - 31.00			
Anuradhapura	-	-	-	-	-	-	-	-	-	-			
Thambuththegama	-	-	-	-	-	-	-	-	32.00 - 34.00	32.00 - 34.00			
Polonnaruwa	700.00 - 700.00	1300.00 - 1300.00	1700.00 - 1700.00	2400.00 - 2400.00	2800.00 - 2800.00	1400.00 - 1400.00	1600.00 - 1600.00	2400.00 - 2400.00	30.00 - 30.00	28.00 - 29.00			
Kaluthara	900.00 - 1000.00	-	-	2600.00 - 2800.00	-	2600.00 - 2600.00	-	2600.00 - 3000.00	30.00 - 32.00	27.00 - 32.00			
Badulla	600.00 - 600.00	1160.00 - 1200.00	1600.00 - 1700.00	2000.00 - 2200.00	2600.00 - 2800.00	1600.00 - 1600.00	1480.00 - 1600.00	2580.00 - 2780.00	32.00 - 34.00	28.00 - 32.00			
Keppetipola	650.00 - 660.00	-	1500.00 - 1600.00	2400.00 - 2500.00	-	1500.00 - 1600.00	1600.00 - 1700.00	2400.00 - 2500.00	30.00 - 33.00	27.00 - 30.00			
Moneragala	-	-	1200.00 - 1300.00	2600.00 - 2700.00	-	-	-	2800.00 - 3000.00	31.00 - 33.00	30.00 - 32.00			
Kegalle	1100.00 - 1150.00	1350.00 - 1400.00	1980.00 - 2000.00	2500.00 - 2520.00	-	1980.00 - 2000.00	2000.00 - 2220.00	2980.00 - 3000.00	33.00 - 34.00	31.00 - 32.00			
Ampara	800.00 - 900.00	1200.00 - 1400.00	1900.00 - 2000.00	2400.00 - 2600.00	-	-	-	2600.00 - 2800.00	-	29.00 - 34.00			
Dehiattakandiya	-	-	-	-	-	-	-	-	-	-			
Nuwareliya	680.00 - 700.00	-	1600.00 - 1700.00	2500.00 - 2600.00	-	1600.00 - 1700.00	1700.00 - 1800.00	2400.00 - 2500.00	30.00 - 33.00	28.00 - 30.00			
Kandy	850.00 - 900.00	1300.00 - 1400.00	1200.00 - 1300.00	2500.00 - 2600.00	3500.00 - 3600.00	1700.00 - 1800.00	1800.00 - 1900.00	2500.00 - 2600.00	30.00 - 32.00	28.00 - 30.00			
Puttalam	750.00 - 800.00	1150.00 - 1250.00	1400.00 - 1500.00	2000.00 - 2300.00	3000.00 - 3000.00	1500.00 - 1600.00	2500.00 - 2650.00	2800.00 - 3000.00	30.00 - 30.00	25.00 - 28.00			
Hambantota	-	-	1200.00 - 1250.00	2450.00 - 2500.00	-	-	-	-	30.00 - 30.00	30.00 - 32.00			
Rathnapura	900.00 - 1000.00	1400.00 - 1400.00	1200.00 - 1400.00	2150.00 - 2400.00	3000.00 - 3200.00	2350.00 - 2400.00	1600.00 - 1800.00	2400.00 - 2600.00	29.00 - 30.00	26.00 - 28.00			
Matara	900.00 - 1000.00	-	1600.00 - 1700.00	2400.00 - 2600.00	-	2300.00 - 2400.00	-	2400.00 - 2500.00	30.00 - 32.00	24.00 - 28.00			
Galle	1000.00 - 1100.00	1400.00 - 1500.00	1400.00 - 1600.00	2400.00 - 2600.00	-	1600.00 - 1800.00	1950.00 - 2000.00	2500.00 - 2600.00	30.00 - 32.00	30.00 - 30.00			
Tissamaharama	800.00 - 850.00	1300.00 - 1400.00	1300.00 - 1400.00	-	-	-	-	2300.00 - 2400.00	-	30.00 - 33.00			
Meegoda	900.00 - 1000.00	-	-	-	-	-	-	3200.00 - 3400.00	28.00 - 32.00	28.00 - 30.00			
Embilipitiya	900.00 - 950.00	-	1350.00 - 1400.00	2500.00 - 2600.00	2800.00 - 2850.00	-	1800.00 - 1850.00	2400.00 - 2450.00	28.00 - 30.00	25.00 - 27.00			
Jaffna	600.00 - 700.00	1100.00 - 1200.00	1200.00 - 1300.00	2200.00 - 2300.00	2800.00 - 3000.00	1600.00 - 1700.00	2500.00 - 2600.00	-	34.00 - 35.00	32.00 - 33.00			
Vavuniya	600.00 - 700.00	1200.00 - 1300.00	1400.00 - 1500.00	2400.00 - 2500.00	2800.00 - 2900.00	1600.00 - 1700.00	-	2400.00 - 2500.00	32.00 - 34.00	30.00 - 32.00			
Mannar	800.00 - 850.00	1300.00 - 1350.00	1450.00 - 1500.00	-	-	1800.00 - 2000.00	2300.00 - 2350.00	-	33.00 - 35.00	30.00 - 32.00			
Killinochchi	-	-	-	-	-	-	-	-	-	-			
Mullaittivu	-	-	-	-	-	-	-	-	36.00 - 37.00	33.00 - 35.00			
Batticaloa	800.00 - 800.00	1500.00 - 1500.00	-	-	-	2400.00 - 2500.00	1500.00 - 1500.00	-	35.00 - 35.00	33.00 - 33.00			
Trincomalee	-	-	-	-	-	-	-	-	-	-			
Veyangoda	-	-	-	2000.00 - 2200.00	-	-	-	2400.00 - 2500.00	30.00 - 34.00	26.00 - 32.00			
Galenbindunuwewa	800.00 - 800.00	-	1200.00 - 1400.00	2500.00 - 2600.00	3000.00 - 3100.00	1800.00 - 1900.00	2300.00 - 2400.00	3000.00 - 3100.00	31.00 - 33.00	29.00 - 32.00			
Bandarawela	-	-	1800.00 - 1800.00	2400.00 - 2400.00	-	-	-	2500.00 - 2600.00	32.00 - 34.00	29.00 - 31.00			
Matale	700.00 - 900.00	1400.00 - 1500.00	1200.00 - 1400.00	2500.00 - 2700.00	3000.00 - 3200.00	1800.00 - 1900.00	1600.00 - 1700.00	2600.00 - 2800.00	32.00 - 34.00	30.00 - 31.00			

Table 12: Selected Markets: Retail Price of Dried Fish (Rs/kg)

Week 18: 01 - 07 May 2026

LOCATIONS	Dried Fish													
	Sprats-Imported		Kattawa		Thora		Mora		Balaya		Anguluwa		Salaya	
Colombo	-	-	2800.00 - 3500.00	3600.00 - 4000.00	3000.00 - 3200.00	2600.00 - 2800.00	2600.00 - 3000.00	1000.00 - 1200.00						
Gampaha	2000.00 - 2200.00	-	-	-	3300.00 - 3400.00	1800.00 - 2000.00	2400.00 - 2460.00	1320.00 - 1400.00						
Kurunegala	-	2700.00 - 2800.00	-	-	-	1800.00 - 1900.00	2100.00 - 2200.00	1200.00 - 1300.00						
Nikaweratiya	1200.00 - 1400.00	-	-	-	-	1800.00 - 2000.00	2800.00 - 3000.00	800.00 - 1000.00						
Dambulla	1309.00 - 1400.00	2600.00 - 2800.00	-	-	2800.00 - 3000.00	1600.00 - 1800.00	2200.00 - 2400.00	-						
Anuradhapura	-	-	-	-	-	-	-	-						
Thambuththegama	-	2500.00 - 2600.00	-	-	3000.00 - 3200.00	1500.00 - 1600.00	-	1000.00 - 1200.00						
Polonnaruwa	1800.00 - 1900.00	-	-	-	-	-	-	-						
Kaluthara	-	-	-	-	-	1400.00 - 1800.00	-	1000.00 - 1300.00						
Badulla	1150.00 - 1300.00	2800.00 - 2800.00	3000.00 - 3200.00	2800.00 - 3200.00	1600.00 - 1800.00	2200.00 - 2400.00	-	-						
Keppetipola	-	-	-	-	-	-	-	-						
Moneragala	-	-	-	-	-	-	-	-						
Kegalle	1600.00 - 1700.00	-	-	-	-	-	-	-						
Ampara	1500.00 - 1600.00	2500.00 - 2600.00	-	-	2900.00 - 3200.00	1900.00 - 2000.00	-	-						
Dehiattakandiya	-	-	-	-	-	-	-	-						
Nuwaraeliya	-	3000.00 - 3200.00	3200.00 - 3300.00	3100.00 - 3200.00	1750.00 - 1800.00	1750.00 - 1800.00	950.00 - 1000.00	1000.00						
Kandy	-	-	-	-	3000.00 - 3200.00	1800.00 - 2000.00	2300.00 - 2400.00	1100.00 - 1150.00						
Puttalam	1500.00 - 1600.00	2700.00 - 3000.00	-	-	2800.00 - 3000.00	1400.00 - 1600.00	-	1200.00 - 1200.00						
Hambantota	-	-	-	-	-	1500.00 - 1500.00	-	-						
Rathnapura	1360.00 - 1800.00	2400.00 - 2800.00	-	-	3000.00 - 3200.00	1720.00 - 2320.00	2400.00 - 2520.00	-						
Matara	-	-	-	-	2800.00 - 3000.00	1800.00 - 2000.00	-	-						
Galle	2000.00 - 2000.00	2400.00 - 2800.00	3200.00 - 3400.00	2800.00 - 2800.00	1600.00 - 1800.00	2400.00 - 2600.00	1000.00 - 1400.00							
Tissamaharama	-	-	-	-	-	-	-	-						
Meegoda	-	-	-	-	-	1800.00 - 2000.00	-	1000.00 - 1120.00						
Embilipitiya	1800.00 - 1900.00	2500.00 - 2600.00	-	-	-	1700.00 - 1800.00	-	950.00 - 1000.00						
Jaffna	-	-	-	-	2500.00 - 2600.00	1400.00 - 1500.00	-	950.00 - 1000.00						
Vavuniya	1600.00 - 1700.00	2600.00 - 2700.00	-	-	2800.00 - 2900.00	1200.00 - 1300.00	-	-						
Mannar	1250.00 - 1300.00	2750.00 - 2800.00	-	-	2500.00 - 2600.00	1350.00 - 1400.00	-	-						
Killinochchi	-	-	-	-	-	-	-	-						
Mullaittivu	1500.00 - 1600.00	2500.00 - 2600.00	2900.00 - 3000.00	2500.00 - 2600.00	1250.00 - 1400.00	-	-	-						
Batticaloa	1200.00 - 1200.00	3000.00 - 3000.00	-	-	-	2500.00 - 2500.00	-	800.00 - 850.00						
Trincomalee	-	-	-	-	-	-	-	-						
Veyangoda	1200.00 - 1320.00	-	-	-	-	1800.00 - 1920.00	-	1000.00 - 1200.00						
Galenbindunuwewa	1600.00 - 1800.00	3400.00 - 3500.00	3400.00 - 3500.00	3300.00 - 3500.00	1600.00 - 2300.00	3000.00 - 3200.00	800.00 - 1000.00							
Bandarawela	-	-	-	-	-	-	-	-						
Matale	-	2800.00 - 3000.00	-	-	3000.00 - 3200.00	1800.00 - 2100.00	2600.00 - 2700.00	800.00 - 1000.00						

Table 13: Selected Markets: Retail Price of Meat (Rs/kg)

Week 18: 01 - 07 May 2026

LOCATIONS	Meat	Meat (Chicken)		Meat	
	Beef	Broiler	Curry	Mutton	Pork
Colombo	3000.00 - 3400.00	1350.00 - 1480.00	1200.00 - 1340.00	4200.00 - 4600.00	2700.00 - 2700.00
Gampaha	-	1400.00 - 1450.00	1500.00 - 1500.00	4000.00 - 4000.00	2600.00 - 2600.00
Kurunegala	2600.00 - 2600.00	1350.00 - 1400.00	-	-	2700.00 - 2700.00
Nikaweratiya	2450.00 - 2600.00	1350.00 - 1480.00	-	-	-
Dambulla	-	1440.00 - 1460.00	1500.00 - 1500.00	-	2600.00 - 2700.00
Anuradhapura	-	-	-	-	-
Thambuththegama	-	1250.00 - 1350.00	-	-	2600.00 - 2800.00
Polonnaruwa	2700.00 - 2700.00	1440.00 - 1460.00	1600.00 - 1650.00	3700.00 - 3800.00	2800.00 - 2800.00
Kaluthara	2800.00 - 3000.00	1400.00 - 1450.00	1350.00 - 1380.00	-	2600.00 - 2700.00
Badulla	2600.00 - 2790.00	1480.00 - 1550.00	1280.00 - 1480.00	3600.00 - 3680.00	-
Keppetipola	2400.00 - 2400.00	1400.00 - 1450.00	1480.00 - 1500.00	3000.00 - 3200.00	-
Moneragala	2800.00 - 2800.00	1500.00 - 1600.00	1650.00 - 1700.00	-	3000.00 - 3200.00
Kegalle	-	1450.00 - 1490.00	1300.00 - 1350.00	3650.00 - 3750.00	2850.00 - 2950.00
Ampara	2400.00 - 2500.00	1450.00 - 1600.00	-	-	2800.00 - 3000.00
Dehiattakandiya	-	-	-	-	-
Nuwaraeliya	2450.00 - 2500.00	1440.00 - 1460.00	1540.00 - 1550.00	3800.00 - 4000.00	2700.00 - 2800.00
Kandy	2600.00 - 2700.00	1260.00 - 1280.00	1280.00 - 1300.00	3800.00 - 3900.00	2800.00 - 2900.00
Puttalam	2600.00 - 2700.00	1400.00 - 1500.00	1600.00 - 1700.00	4500.00 - 4500.00	-
Hambantota	-	1430.00 - 1450.00	1200.00 - 1300.00	-	3000.00 - 3100.00
Rathnapura	2700.00 - 2700.00	1300.00 - 1400.00	1250.00 - 1320.00	4000.00 - 4000.00	2700.00 - 2700.00
Matara	-	1350.00 - 1450.00	-	-	-
Galle	2800.00 - 2800.00	1450.00 - 1450.00	1200.00 - 1200.00	3900.00 - 3900.00	-
Tissamaharama	-	1400.00 - 1550.00	-	-	-
Meegoda	-	1380.00 - 1450.00	1440.00 - 1450.00	-	2900.00 - 3000.00
Embilipitiya	2550.00 - 2600.00	1290.00 - 1400.00	1300.00 - 1350.00	-	2800.00 - 2950.00
Jaffna	2350.00 - 2400.00	1600.00 - 1650.00	1700.00 - 1750.00	3500.00 - 4000.00	-
Vavuniya	2100.00 - 2300.00	1550.00 - 1600.00	1650.00 - 1700.00	3900.00 - 4000.00	-
Mannar	2250.00 - 2300.00	1550.00 - 1600.00	1600.00 - 1650.00	-	-
Killinochchi	-	-	-	-	-
Mullaittivu	2300.00 - 2300.00	1550.00 - 1600.00	1600.00 - 1650.00	-	-
Batticaloa	-	-	-	-	-
Trincomalee	-	-	-	-	-
Veyangoda	2800.00 - 2800.00	1380.00 - 1450.00	-	-	2500.00 - 2600.00
Galenbindunuwewa	2600.00 - 2600.00	1280.00 - 1300.00	1450.00 - 1500.00	3600.00 - 3600.00	2400.00 - 2500.00
Bandarawela	2500.00 - 2500.00	1300.00 - 1350.00	-	3800.00 - 3900.00	-
Matale	2500.00 - 2600.00	1300.00 - 1350.00	-	3600.00 - 3800.00	2700.00 - 2800.00

Table 14: Colombo: Wholesale Prices (Rs/kg or Rs/each)

Week 18: 01 - 07 May 2026

COMMODITY	Range	Average Price			Change Compared to		COMMODITY	Range	Average Price			Change Compared to		
		This Week	Last Week	Last Year	Last Week (%)	Last Year (%)			This Week	Last Week	Last Year	Last Week (%)	Last Year (%)	
<u>Rice</u>														
Local														
Samba 1	250.00 - 255.00	251.43	255.83	242.50	-1.72	3.68	Large	150.00 - 160.00	155.00	157.50	206.25	-1.59	-24.85	
Samba 2	245.00 - 248.00	246.50	248.75	236.50	-0.90	4.23	Small	130.00 - 140.00	135.00	137.50	176.25	-1.82	-23.40	
Keeri Samba	340.00 - 350.00	345.00	345.00	270.00	0.00	27.78	<u>Fruits (Rs/kg)</u>							
Nadu 1	210.00 - 212.00	210.57	208.56	226.67	0.97	-7.10	Plantain							
Nadu 2	205.00 - 208.00	206.50	203.75	221.00	1.35	-6.56	Ambul	100.00 - 140.00	120.83	140.00	92.00	-13.69	31.34	
Raw (Red)	190.00 - 195.00	191.43	191.88	212.00	-0.23	-9.70	Kolikuttu	220.00 - 300.00	268.18	319.00	218.57	-15.93	22.70	
Raw (White)	200.00 - 210.00	205.00	203.57	212.33	0.70	-3.45	Seeni	80.00 - 140.00	109.17	117.50	106.00	-7.09	2.99	
Imported														
Samba	225.00 - 235.00	230.00	239.60	230.00	-4.01	0.00	Anamalu	200.00 - 280.00	233.33	258.33	223.27	-9.68	4.51	
Nadu	-	-	-	-	-	-	Ambun	200.00 - 280.00	200.00	236.67	258.33	242.40	-8.39	-2.37
Raw (Red)	-	-	-	-	-	-	Papaw	100.00 - 160.00	100.00	130.00	144.44	100.00	-10.00	30.00
Raw (White)	-	-	-	-	-	-	Passion Fruit	400.00 - 500.00	450.00	406.25	450.00	10.77	0.00	
<u>Dried Chillies</u>														
Imported	900.00 - 960.00	926.67	948.57	525.00	-2.31	76.51	Pineapple	200.00 - 230.00	212.50	248.75	351.67	-14.57	-39.57	
<u>Onion</u>														
Sinnan	-	-	-	185.00	-	-	Pineapple Medium	-	-	-	-	-	-	
Vedalan	200.00 - 280.00	242.50	264.29	296.00	-8.24	-18.07	Pineapple Small	-	-	-	-	-	-	
Imported	230.00 - 275.00	246.25	272.00	263.33	-9.47	-6.49	Mango							
Big Onion														
Imported	130.00 - 150.00	141.43	129.38	80.83	9.32	74.96	Betti	300.00 - 350.00	325.00	275.00	-	18.18	-	
Local	-	-	-	-	-	-	Karthakolomban	400.00 - 600.00	510.00	490.00	1265.63	4.08	-59.70	
<u>Potato</u>														
Welimada	200.00 - 220.00	210.00	214.00	247.50	-1.87	-15.15	Vilad	350.00 - 450.00	400.00	362.50	-	10.34	-	
N'Eliya	220.00 - 250.00	236.00	258.00	270.00	-8.53	-12.59	Kohu	-	-	-	-	-	-	
Imported	140.00 - 150.00	146.25	143.89	177.50	1.64	-17.61	Other							
<u>Pulses</u>														
Green Gram	800.00 - 850.00	824.00	825.00	778.57	-0.12	5.83	Wood Apple	220.00 - 350.00	280.00	279.00	543.75	0.36	-48.51	
Cowpea (White)	700.00 - 750.00	725.00	775.00	675.00	-6.45	7.41	Orange	150.00 - 220.00	180.00	192.22	209.38	-6.36	-14.03	
Cowpea (Red)	750.00 - 800.00	775.00	730.00	675.00	6.16	14.81	Avocado	500.00 - 800.00	640.00	618.18	418.13	3.53	53.06	
Red Dhal	230.00 - 250.00	239.17	245.00	254.17	-2.38	-5.90	Slime Apple	200.00 - 300.00	268.75	243.75	121.88	10.26	120.51	
<u>Vegetable</u>														
Beans (Butter)	-	-	-	-	-	-	Grapes Imp.,	2100.00 - 2350.00	2235.71	2095.00	1666.67	6.72	34.14	
Beans(Green)	500.00 - 600.00	565.00	503.00	600.00	12.33	-5.83	King Coconut	170.00 - 200.00	187.78	188.89	145.00	-0.59	29.50	
Carrot	180.00 - 250.00	212.00	210.00	625.00	0.95	-66.08	Sea Fish							
Leeks	160.00 - 220.00	192.00	152.00	125.00	26.32	53.60	Salaya	500.00 - 600.00	575.00	612.50	476.36	-6.12	20.71	
Beetroot	200.00 - 250.00	220.00	151.00	453.85	45.70	-51.53	Hurulla	-	-	966.67	1038.89	-	-	
Knolkhol	150.00 - 200.00	168.00	102.00	237.00	64.71	-29.11	Balaya	1000.00 - 1300.00	1166.67	900.00	1199.09	29.63	-2.70	
Raddish	100.00 - 120.00	112.00	77.00	133.00	45.45	-15.79	Kelawalla	1700.00 - 1800.00	1766.67	1583.33	1645.45	11.58	7.37	
Cabbage	70.00 - 100.00	84.44	84.00	334.00	0.53	-74.72	Thora	2800.00 - 3000.00	2866.67	2233.33	2104.55	28.36	36.21	
Tomato	200.00 - 250.00	231.00	143.00	725.00	61.54	-68.14	Paraw	1600.00 - 1700.00	1633.33	1242.86	1356.00	31.42	20.45	
Ladies Fingers	200.00 - 250.00	233.00	253.00	296.00	-7.91	-21.28	Mora	1600.00 - 1700.00	1633.33	1333.33	-	22.50	-	
Brinjal	250.00 - 350.00	300.00	212.00	390.00	41.51	-23.08	Shrimps	1200.00 - 1600.00	1362.50	1831.25	1981.82	-25.60	-31.25	
Capsicum	250.00 - 350.00	288.00	229.00	715.00	25.76	-59.72	Thalapat	2000.00 - 2200.00	2100.00	1742.86	2000.00	20.49	5.00	
Pumpkin	70.00 - 80.00	76.00	61.00	176.00	24.59	-56.82	Eggs							
Cucumber	150.00 - 200.00	178.00	124.00	68.00	43.55	161.76	Brown	27.00 - 29.00	28.00	31.25	29.00	-10.40	-3.45	
Bitter Gourd	300.00 - 400.00	350.00	262.00	363.00	33.59	-3.58	White	25.00 - 27.00	26.00	28.50	26.63	-8.77	-2.35	
Snake Gourd	300.00 - 400.00	350.00	278.00	324.00	25.90	8.02	Dried Fish							
Drumstick	200.00 - 600.00	341.67	550.00	600.91	-37.88	-43.14	Sprats	1000.00 - 1600.00	1312.50	1508.33	1225.45	-12.98	7.10	
Luffa	280.00 - 350.00	325.00	292.00	324.00	11.30	0.31	Sprats (Imported)	1000.00 - 1050.00	1025.00	1137.50	647.27	-9.89	58.36	
Long Beans	200.00 - 250.00	227.00	263.00	350.00	-13.69	-35.14	Kattawa	2200.00 - 2400.00	2316.67	2158.33	-	7.34	-	
Ash Plantain	70.00 - 100.00	84.00	77.00	72.00	9.09	16.67	Kattawa (Imported)	2400.00 - 2500.00	2450.00	2158.33	1658.00	13.51	47.77	
Green Chillies	80.00 - 150.00	112.00	113.00	176.00	-0.88	-36.36	Thora	-	-	-	-	-	-	
Lime	300.00 - 350.00	327.00	252.00	191.00	29.76	71.20	Thora (Imported)	3200.00 - 3350.00	3250.00	3183.33	-	2.09	-	
<u>Root Crops</u>														
Sweet Potato	150.00 - 200.00	172.00	152.00	208.00	13.16	-17.31	Mora	2450.00 - 2600.00	2550.00	2633.33	1871.00	-3.16	36.29	
Manioc	100.00 - 150.00	125.00	123.33	102.00	1.35	22.55	Mora (Imported)	2450.00 - 2500.00	2466.67	2516.67	-	-1.99	-	
<u>Leafy Vegetable</u>														
Mukunuwenna	110.00 - 120.00	115.00	112.00	100.00	2.68	15.00	Balaya	1450.00 - 1500.00	1466.67	1393.75	1298.18	5.23	12.98	
Kankun	110.00 - 120.00	115.00	112.00	100.00	2.68	15.00	Balaya (Imported)	-	-	2133.33	-	-	-	
Gotukola	280.00 - 300.00	290.00	228.00	292.00	27.19	-0.68	Anguluwa	-	-	-	-	-	-	
							Anguluwa (Imported)	2100.00 - 2200.00	2166.67	2108.33	1604.55	2.77	35.03	
							Maduwa	1400.00 - 1500.00	1466.67	1541.67	1298.18	-4.86	12.98	
							Maduwa (Imported)	-	-	-	-	-	-	
							Koduwa	-	-	-	-	-	-	
							Koduwa (Imported)	-	-	-	-	-	-	
							Salaya	800.00 - 880.00	832.50	807.14	779.09	3.14	6.86	
							Salaya (Imported)	-	-	-	-	-	-	

This Week: Week 18: 01 - 07 May 2026
 Last Week: Week 17: 24 - 30 Apr 2026

Table 15: Colombo &Suburbs: Retail Prices (Rs/kg or Rs/piece)

Week 18: 01 - 07 May 2026

COMMODITY	Range	Average Price			Change Compared to		COMMODITY	Range	Average Price			Change Compared to	
		This Week	Last Week	Last Year	Last Week	Last Year (%)			This Week	Last Week	Last Year	Last Week	Last Year (%)
<u>Rice</u>							<u>Coconut</u>						
Local							Large	160.00 · 200.00	179.21	181.18	230.21	-1.97	-22.15
Samba 1	260.00 · 280.00	272.25	276.05	247.33	-3.80	10.07	Small	140.00 · 160.00	151.11	155.71	197.50	-4.60	-23.49
Samba 2	-	-	-	-	-	-							
Keeri Samba	360.00 · 385.00	375.33	373.21	275.79	2.12	36.09							
Nadu 1	230.00 · 240.00	234.00	233.50	233.53	0.50	0.20	<u>Fruits (Rs/fruit)</u>						
Nadu 2	-	-	-	-	-	-	Plantain						
Raw (Red)	200.00 · 220.00	217.27	219.00	228.24	-1.73	-4.80	Ambul (Rs/kg)	150.00 · 250.00	214.55	230.91	175.20	-16.36	22.46
Raw (White)	220.00 · 230.00	224.74	224.21	226.11	0.53	-0.61	Kolikuttu (Rs/kg)	300.00 · 500.00	375.00	424.09	296.25	-49.09	26.58
Imported							Seeni (Rs/kg)	140.00 · 240.00	198.10	208.91	180.95	-10.82	9.47
Samba	-	-	-	244.62	-	-	Anamalu	250.00 · 380.00	334.00	348.00	320.30	-14.00	4.28
Nadu	-	-	-	-	-	-	Ambun	250.00 · 380.00	335.33	351.43	326.61	-16.10	2.67
Raw (Red)	-	-	-	-	-	-	Papaw(Rs/kg)	160.00 · 350.00	232.86	239.52	179.20	-6.67	29.94
Raw (White)	-	-	-	-	-	-	Passion Fruit	500.00 · 800.00	721.43	717.95	652.50	3.48	10.56
<u>Dried Chillies</u>							Pineapple Large	300.00 · 450.00	372.11	377.08	415.29	-4.98	-10.40
Imported	1000.00 · 1300.00	1187.50	1210.00	800.43	-22.50	48.36	Pineapple Medium	-	-	-	-	-	-
<u>Onion</u>							Pineapple Small	-	-	-	-	-	-
Sinnan	-	-	-	-	-	-	Mango						
Vedalan	-	-	-	-	-	-	Betti	350.00 · 500.00	391.67	366.67	-	25.00	-
Imported	350.00 · 500.00	409.62	410.42	427.50	-0.80	-4.18	Karthakolomban	500.00 · 700.00	607.65	581.43	576.88	26.22	5.33
<u>Big Onion</u>							Vilad	500.00 · 600.00	537.50	433.08	-	104.42	-
Imported	170.00 · 240.00	199.55	193.33	150.48	6.21	32.61	Kohu	-	-	-	-	-	-
Local	-	-	-	-	-	-	<u>Other</u>						
<u>Potato</u>							Wood Apple	450.00 · 900.00	673.53	633.33	907.61	40.20	-25.79
Welimada	320.00 · 360.00	345.00	360.00	-	-15.00	-	Orange	200.00 · 600.00	430.53	487.22	407.14	-56.70	5.74
N'Eliya	370.00 · 460.00	411.25	419.23	428.33	-7.98	-3.99	Avocado	600.00 · 1200.00	846.15	1011.76	646.50	-165.61	30.88
Imported	180.00 · 240.00	208.18	199.13	222.50	9.05	-6.44	Slime Apple	400.00 · 800.00	586.67	568.75	289.21	17.92	102.85
<u>Pulses</u>							Grapes (Imp., Rs/kg)	2300.00 · 3000.00	2700.00	2664.29	2263.64	35.71	19.28
Green Gram	850.00 · 1100.00	977.00	976.50	881.11	0.50	10.88	King Coconut	200.00 · 250.00	220.56	225.63	198.42	-5.07	11.16
Cowpea (White)	900.00 · 1200.00	1061.18	1077.06	829.41	-15.88	27.94	<u>Sea Fish</u>						
Cowpea (Red)	900.00 · 1200.00	1047.65	1041.76	836.42	5.88	25.25	Salaya	880.00 · 1000.00	951.11	836.92	690.95	114.19	37.65
Red Dhal	280.00 · 340.00	302.73	305.71	295.45	-2.99	2.46	Hurulla	1300.00 · 1300.00	1300.00	1282.50	1213.64	17.50	7.12
<u>Vegetable</u>							Balaya	1400.00 · 1800.00	1578.57	1205.00	1266.67	373.57	24.62
Beans (Butter)	-	-	-	-	-	-	Kelawalla	1850.00 · 3000.00	2337.50	2233.33	2002.94	104.17	16.70
Beans(Green)	550.00 · 800.00	678.95	647.60	676.25	31.35	0.40	Thora	3000.00 · 4400.00	3707.14	3377.78	3280.00	329.37	13.02
Carrot	280.00 · 600.00	405.26	375.00	706.54	30.26	-42.64	Paraw	1800.00 · 2800.00	2245.00	1846.88	1787.50	398.13	25.59
Leeks	260.00 · 480.00	344.21	318.40	294.17	25.81	17.01	Mora	1800.00 · 2000.00	1925.00	1860.00	-	65.00	-
Beetroot	250.00 · 600.00	379.44	325.77	556.25	53.68	-31.79	Shrimps	2400.00 · 3000.00	2635.71	2650.00	2280.00	-14.29	15.60
Knolkhol	250.00 · 320.00	296.67	332.00	355.00	-35.33	-16.43	Thalalpath	2400.00 · 3200.00	2912.50	2866.67	2814.29	45.83	3.49
Raddish	150.00 · 400.00	285.29	220.00	303.91	65.29	-6.13	<u>Eggs</u>						
Cabbage	160.00 · 400.00	285.26	256.80	502.50	28.46	-43.23	Brown	29.00 · 32.00	30.60	33.20	31.95	-2.60	-4.23
Tomato	250.00 · 480.00	351.67	296.00	850.80	55.67	-58.67	White	27.00 · 31.00	29.30	31.80	30.30	-2.50	-3.30
Ladies Fingers	250.00 · 480.00	362.00	362.80	384.58	-0.80	-5.87	<u>Dried Fish</u>						
Brinjal	280.00 · 600.00	439.44	345.45	533.85	93.99	-17.68	Sprats	1700.00 · 2200.00	1956.25	1980.00	1662.50	-23.75	17.67
Capsicum	380.00 · 650.00	524.74	490.80	941.67	33.94	-44.28	Sprats (Imported)	-	-	-	1059.09	-	-
Pumpkin	120.00 · 280.00	201.11	188.85	295.42	12.26	-31.92	Kattawa	2800.00 · 3500.00	3118.18	3020.83	2370.00	97.35	31.57
Cucumber	180.00 · 320.00	260.00	237.60	192.80	22.40	34.85	Thora	3600.00 · 4000.00	3800.00	-	-	-	-
Bitter Gourd	350.00 · 700.00	504.44	397.60	566.96	106.84	-11.03	Mora	3000.00 · 3200.00	3109.09	3141.67	2475.00	-32.58	25.62
Snake Gourd	350.00 · 500.00	445.71	411.82	468.00	33.90	-4.76	Balaya	2600.00 · 2800.00	2700.00	2187.50	1740.00	512.50	55.17
Drumstick	600.00 · 1000.00	800.00	837.50	1238.89	-37.50	-35.43	Anguluwa	2600.00 · 3000.00	2850.00	2808.33	2287.50	41.67	24.59
Luffa	350.00 · 640.00	488.00	466.67	476.00	21.33	2.52	Maduwa	-	-	-	-	-	-
Long Beans	260.00 · 480.00	369.33	381.30	465.42	-11.97	-20.64	Koduwa	-	-	-	-	-	-
Ash Plantain	160.00 · 400.00	291.25	285.00	249.55	6.25	16.71	Salaya	1000.00 · 1200.00	1133.33	1121.43	1241.18	11.90	-8.69
Green Chillies	200.00 · 600.00	398.82	437.50	447.62	-38.68	-10.90	<u>Meat</u>						
Lime	350.00 · 800.00	567.50	564.40	456.96	3.10	24.19	Beef (without Bones)	3000.00 · 3400.00	3150.00	3120.00	2670.00	30.00	17.98
<u>Root Crops</u>							Chicken (Broiler)	1350.00 · 1480.00	1434.44	1514.00	1118.18	-79.56	28.28
Sweet Potato	240.00 · 400.00	345.33	316.52	328.18	28.81	5.23	Chicken (Curry)	1200.00 · 1340.00	1271.43	1283.33	1054.55	-11.90	20.57
Manioc	160.00 · 260.00	225.00	210.00	205.22	15.00	9.64	Mutton	4200.00 · 4600.00	4400.00	4350.00	3654.55	50.00	20.40
<u>Leafy Vegetable</u>							Pork	2700.00 · 2700.00	2700.00	2750.00	1675.00	-50.00	61.19
Mukunuwenna	150.00 · 300.00	238.00	190.67	215.00	47.33	10.70							
Kankun	150.00 · 300.00	238.00	186.88	215.00	51.13	10.70							
Gotukola	300.00 · 360.00	326.15	327.33	506.00	-1.18	-35.54							

This Week: Week 18: 01 - 07 May 2026
Last Week: Week 17: 24 - 30 Apr 2026

Table 16: Farmgate/Producer Prices of Food Commodities in Selected Producing Areas (Rs/kg)

Week 18: 01 - 07 May 2026

COMMODITY	Range	Average Price	COMMODITY	Range	Average Price	COMMODITY	Range	Average Price
<u>Paddy</u>			<u>Vegetable (Up Country)</u>			<u>Snake Gourd</u>		
Short Grain			Beans			Dambulla	240.00 - 310.00	280.00
A'pura	-		Dambulla	390.00 - 450.00	422.00	Hambantota	-	
P'naruwa	136.00 - 138.00	137.40	Welimada	460.00 - 485.00	474.00	Embilipitiya	340.00 - 350.00	345.00
Kalawewa	132.00 - 136.00	134.20	Badulla	-		Matara	-	
Kurunegala	-		Carrot			A'pura	-	
Dehiattakandiya	-		N'Eliya	210.00 - 220.00	215.00	Luffa		
Nikaweratiya	130.00 - 135.00	132.75	Welimada	150.00 - 180.00	171.00	Dambulla	270.00 - 310.00	290.00
Ampara	-		Hanguranketha	180.00 - 200.00	190.00	Hambantota	-	
Long Grain (White)			Leeks			Embilipitiya	300.00 - 320.00	310.00
A'pura	-		N'Eliya	155.00 - 165.00	161.00	Matara	-	
P'naruwa	111.00 - 113.00	112.60	Welimada	135.00 - 155.00	144.00	A'pura	-	
Kalawewa	108.00 - 112.00	109.60	Beetroot			Green Chillies		
Kurunegala	-		N'Eliya	110.00 - 120.00	114.00	Dambulla	86.00 - 100.00	93.20
Dehiattakandiya	-		Dambulla	100.00 - 120.00	112.50	Hambantota	220.00 - 250.00	235.00
Embilipitiya	-		Kurunegala	-		Embilipitiya	170.00 - 200.00	185.00
Nikaweratiya	110.00 - 113.00	111.75	Welimada	100.00 - 110.00	105.00	Puttalam	95.00 - 114.00	104.50
Hambantota	-		Hanguranketha	-		A'pura	-	
Ampara	-		Knol Khol			Pumpkin		
Long Grain (Red)			N'Eliya	110.00 - 115.00	112.00	Dambulla	44.00 - 48.00	45.80
Matara	100.00 - 105.00	102.50	Welimada	65.00 - 80.00	72.00	Hambantota	-	
Hambantota	100.00 - 105.00	102.50	Hanguranketha	-		Embilipitiya	70.00 - 80.00	75.00
Embilipitiya	98.00 - 100.00	99.00	Raddish			Matara	45.00 - 55.00	50.00
Keeri Samba			N'Eliya	35.00 - 40.00	37.00	A'pura	-	
A'pura	-		Welimada	30.00 - 45.00	38.00	Moneragala	60.00 - 70.00	64.00
P'naruwa	186.00 - 186.00	186.00	Hambantota	-		Cucumber		
Kalawewa	162.00 - 170.00	165.80	Hanguranketha	30.00 - 40.00	33.33	A'pura	-	
Kurunegala	160.00 - 165.00	162.50	Cabbage			Dambulla	130.00 - 162.50	146.00
Dehiattakandiya	-		N'Eliya	65.00 - 75.00	69.00	Hambantota	-	
Red Onion			Welimada	25.00 - 35.00	31.00	Matara	120.00 - 140.00	130.00
Puttalam	171.00 - 190.00	185.25	Badulla	-		Long Beans		
Jaffna	-		Hanguranketha	50.00 - 60.00	53.33	Dambulla	190.00 - 230.00	206.00
Big Onion			Tomato			Hambantota	180.00 - 250.00	215.00
Dambulla	-		Welimada	135.00 - 160.00	148.00	Embilipitiya	250.00 - 260.00	255.00
Kalawewa	-		Hambantota	70.00 - 80.00	75.00	Matara	150.00 - 170.00	160.00
A'pura	-		Dambulla	140.00 - 162.50	151.50	A'pura	-	
Potato			Hanguranketha	100.00 - 150.00	123.33	Ash Plantain		
N'Eliya	210.00 - 215.00	213.00	Vegetable (Low Country)			Hambantota	60.00 - 80.00	70.00
Badulla	-		Ladies Fingers			Embilipitiya	40.00 - 50.00	45.00
Welimada	160.00 - 175.00	168.00	A'pura	-		Matara	-	
Pulses			Dambulla	200.00 - 220.00	208.00	Lime		
Green Gram			Hambantota	200.00 - 240.00	220.00	Hambantota	-	
Hambantota	-		Embilipitiya	240.00 - 250.00	245.00	Embilipitiya	230.00 - 250.00	240.00
Moneragala	500.00 - 550.00	520.00	Matara	200.00 - 230.00	216.67	Moneragala	220.00 - 250.00	232.00
Embilipitiya	720.00 - 730.00	725.00	Brinjal			Fruits (Rs/kg)		
Nikaweratiya	450.00 - 480.00	463.33	A'pura	-		Banana		
A'pura	-		Dambulla	240.00 - 280.00	260.00	Ambul		
Cowpea			Hambantota	200.00 - 230.00	215.00	Moneragala	40.00 - 50.00	44.00
Hambantota	-		Embilipitiya	250.00 - 270.00	260.00	Embilipitiya	30.00 - 50.00	40.00
Nikaweratiya	-		Matara	220.00 - 240.00	230.00	Hambantota	60.00 - 80.00	70.00
Moneragala	400.00 - 450.00	420.00	Welimada	185.00 - 200.00	193.00	Kolikuttu		
Embilipitiya	-		Capsicum			Moneragala	-	
Maize			Badulla	-		Embilipitiya	100.00 - 140.00	120.00
A'pura	-		Welimada	200.00 - 230.00	217.50	Hambantota	180.00 - 250.00	215.00
Kalawewa	-		Bitter Gourd			Papaw		
Gingelly			A'pura	-		Moneragala	40.00 - 60.00	48.00
A'pura	-		Dambulla	290.00 - 320.00	310.00	Embilipitiya	90.00 - 100.00	95.00
Kalawewa	-		Hambantota	-		Hambantota	60.00 - 80.00	70.00
Black Gram			Embilipitiya	400.00 - 420.00	410.00	Pineapple		
A'pura	-		Matara	250.00 - 260.00	253.33	Divulapitiya	-	
Kalawewa	-							

Annex 01 - Colombo Markets: Retail Prices of Rice and Subsidiary Food Crops (Rs/kg)

Week 18: 01 - 07 May 2026

27

CROP	PELIYAGODA	MAHARAGAMA	KIRULAPONE	NUGEGODA	NARAHENPITA	DEMATAGODA	THOTALANGA	KADAWATHA	KIRIBATHGODA
<u>Rice</u>									
Local									
Samba 1	260.00 - 270.00	275.00 - 275.00	260.00 - 270.00	270.00 - 280.00	275.00 - 280.00	280.00 - 280.00	270.00 - 280.00	260.00 - 270.00	280.00 - 280.00
Samba 2	-	-	-	-	-	-	-	-	-
Keeri Samba	360.00 - 375.00	380.00 - 380.00	370.00 - 380.00	380.00 - 385.00	380.00 - 385.00	380.00 - 380.00	360.00 - 360.00	360.00 - 360.00	380.00 - 380.00
Nadu 1	230.00 - 240.00	240.00 - 240.00	230.00 - 240.00	230.00 - 240.00	230.00 - 240.00	240.00 - 240.00	230.00 - 230.00	230.00 - 240.00	230.00 - 240.00
Nadu 2	-	-	-	-	-	-	-	-	-
Raw (Red)	220.00 - 220.00	220.00 - 220.00	200.00 - 220.00	200.00 - 220.00	220.00 - 220.00	220.00 - 220.00	220.00 - 220.00	200.00 - 220.00	220.00 - 220.00
Raw (White)	220.00 - 230.00	230.00 - 230.00	220.00 - 230.00	220.00 - 220.00	220.00 - 230.00	230.00 - 230.00	220.00 - 230.00	220.00 - 230.00	220.00 - 230.00
Imported									
Samba	-	-	-	-	-	-	-	-	-
Nadu	-	-	-	-	-	-	-	-	-
Raw (Red)	-	-	-	-	-	-	-	-	-
Raw (White)	-	-	-	-	-	-	-	-	-
<u>Dried Chillies</u>									
Imported	1000.00 - 1100.00	1300.00 - 1300.00	1200.00 - 1300.00	1200.00 - 1300.00	1200.00 - 1300.00	1300.00 - 1300.00	1000.00 - 1100.00	1100.00 - 1200.00	1200.00 - 1300.00
<u>Red Onion</u>									
Sinnan	-	-	-	-	-	-	-	-	-
Vedalan	-	-	-	-	-	-	-	-	-
Imported	350.00 - 380.00	460.00 - 480.00	360.00 - 400.00	460.00 - 500.00	480.00 - 500.00	380.00 - 400.00	400.00 - 400.00	360.00 - 400.00	460.00 - 480.00
<u>Big Onion</u>									
Imported	170.00 - 180.00	200.00 - 220.00	180.00 - 220.00	200.00 - 240.00	200.00 - 220.00	180.00 - 200.00	180.00 - 200.00	180.00 - 200.00	180.00 - 200.00
Local	-	-	-	-	-	-	-	-	-
<u>Potato</u>									
Welimada	320.00 - 350.00	-	-	-	-	-	-	350.00 - 360.00	-
N'Eliya	370.00 - 400.00	400.00 - 400.00	400.00 - 450.00	400.00 - 460.00	440.00 - 460.00	400.00 - 400.00	400.00 - 400.00	380.00 - 380.00	400.00 - 440.00
Imported	180.00 - 200.00	220.00 - 240.00	180.00 - 200.00	200.00 - 220.00	220.00 - 240.00	200.00 - 220.00	180.00 - 200.00	200.00 - 220.00	200.00 - 240.00
<u>Pulses</u>									
Green Gram	850.00 - 900.00	1000.00 - 1000.00	980.00 - 1000.00	1000.00 - 1100.00	1000.00 - 1100.00	1000.00 - 1000.00	900.00 - 950.00	880.00 - 900.00	1000.00 - 1100.00
Cowpea (White)	900.00 - 1000.00	1200.00 - 1200.00	1000.00 - 1100.00	1200.00 - 1200.00	1000.00 - 1200.00	960.00 - 960.00	950.00 - 1000.00	950.00 - 950.00	1000.00 - 1200.00
Cowpea (Red)	900.00 - 1000.00	1200.00 - 1200.00	1000.00 - 1100.00	1100.00 - 1200.00	1000.00 - 1200.00	960.00 - 960.00	950.00 - 1000.00	950.00 - 950.00	1000.00 - 1200.00
Red Dhal	280.00 - 300.00	320.00 - 320.00	280.00 - 300.00	280.00 - 320.00	320.00 - 340.00	280.00 - 300.00	280.00 - 300.00	280.00 - 280.00	320.00 - 340.00

Annex 02 - Colombo Markets: Retail Prices of Vegetables (Rs/kg) and Coconut (Rs/nut)

Week 18: 01 - 07 May 2026

28

CROP	PELIYAGODA	MAHARAGAMA	KIRULAPONE	NUGEGODA	NARAHENPITA	DEMATAGODA	THOTALANGA	KADAWATHA	KIRIBATHGODA
<i>Vegetable</i>									
Beans	550.00 - 560.00	800.00 - 800.00	640.00 - 680.00	800.00 - 800.00	700.00 - 800.00	560.00 - 560.00	600.00 - 650.00	600.00 - 650.00	650.00 - 700.00
Carrot	280.00 - 300.00	400.00 - 440.00	600.00 - 600.00	600.00 - 600.00	360.00 - 400.00	320.00 - 320.00	300.00 - 350.00	350.00 - 400.00	300.00 - 400.00
Leeks	260.00 - 280.00	400.00 - 440.00	400.00 - 400.00	480.00 - 480.00	320.00 - 360.00	320.00 - 320.00	280.00 - 300.00	260.00 - 280.00	320.00 - 340.00
Beetroot	250.00 - 260.00	460.00 - 480.00	400.00 - 460.00	600.00 - 600.00	360.00 - 400.00	340.00 - 340.00	300.00 - 300.00	300.00 - 320.00	280.00 - 320.00
Knolkhol	250.00 - 280.00	-	320.00 - 320.00	320.00 - 320.00	300.00 - 320.00	250.00 - 250.00	250.00 - 250.00	300.00 - 300.00	320.00 - 320.00
Raddish	150.00 - 160.00	320.00 - 360.00	350.00 - 400.00	400.00 - 400.00	280.00 - 300.00	240.00 - 240.00	260.00 - 280.00	-	240.00 - 260.00
Cabbage	160.00 - 180.00	320.00 - 340.00	320.00 - 360.00	400.00 - 400.00	280.00 - 300.00	240.00 - 240.00	200.00 - 240.00	300.00 - 320.00	300.00 - 320.00
Tomato	250.00 - 260.00	400.00 - 400.00	400.00 - 400.00	400.00 - 480.00	340.00 - 400.00	280.00 - 280.00	280.00 - 320.00	300.00 - 400.00	300.00 - 320.00
Ladies Fingers	250.00 - 280.00	480.00 - 480.00	400.00 - 400.00	480.00 - 480.00	360.00 - 400.00	300.00 - 320.00	350.00 - 350.00	400.00 - 480.00	400.00 - 400.00
Brinjal	280.00 - 300.00	560.00 - 560.00	460.00 - 480.00	600.00 - 600.00	400.00 - 450.00	300.00 - 300.00	400.00 - 460.00	400.00 - 480.00	480.00 - 480.00
Capsicum	380.00 - 400.00	600.00 - 650.00	600.00 - 650.00	600.00 - 650.00	560.00 - 600.00	400.00 - 400.00	400.00 - 400.00	400.00 - 600.00	480.00 - 600.00
Pumpkin	120.00 - 140.00	260.00 - 280.00	200.00 - 260.00	200.00 - 280.00	200.00 - 220.00	180.00 - 180.00	160.00 - 200.00	200.00 - 200.00	200.00 - 200.00
Cucumber	180.00 - 200.00	320.00 - 320.00	320.00 - 320.00	320.00 - 320.00	260.00 - 280.00	200.00 - 200.00	260.00 - 260.00	200.00 - 200.00	260.00 - 320.00
Bitter Gourd	350.00 - 400.00	600.00 - 700.00	520.00 - 560.00	600.00 - 700.00	450.00 - 500.00	350.00 - 350.00	400.00 - 450.00	640.00 - 640.00	480.00 - 480.00
Snake Gourd	350.00 - 400.00	480.00 - 480.00	350.00 - 350.00	480.00 - 500.00	420.00 - 500.00	350.00 - 350.00	450.00 - 500.00	500.00 - 500.00	-
Drumstick	-	900.00 - 1000.00	600.00 - 700.00	600.00 - 1000.00	-	-	600.00 - 600.00	800.00 - 800.00	-
Luffa	350.00 - 360.00	560.00 - 580.00	480.00 - 500.00	600.00 - 600.00	450.00 - 500.00	400.00 - 400.00	400.00 - 400.00	640.00 - 640.00	400.00 - 400.00
Long Beans	260.00 - 280.00	480.00 - 480.00	400.00 - 450.00	480.00 - 480.00	360.00 - 400.00	280.00 - 280.00	300.00 - 300.00	480.00 - 480.00	350.00 - 400.00
Ash Plantain	160.00 - 180.00	400.00 - 400.00	320.00 - 320.00	320.00 - 400.00	340.00 - 380.00	200.00 - 200.00	200.00 - 200.00	320.00 - 320.00	240.00 - 260.00
Green Chillies	200.00 - 260.00	600.00 - 600.00	500.00 - 600.00	600.00 - 600.00	480.00 - 500.00	260.00 - 260.00	200.00 - 240.00	280.00 - 320.00	400.00 - 400.00
Lime	350.00 - 400.00	700.00 - 700.00	700.00 - 800.00	800.00 - 800.00	450.00 - 480.00	400.00 - 400.00	450.00 - 450.00	600.00 - 600.00	600.00 - 600.00
<i>Root Crops</i>									
Sweet Potato	240.00 - 260.00	320.00 - 340.00	400.00 - 400.00	400.00 - 400.00	320.00 - 400.00	320.00 - 320.00	400.00 - 400.00	400.00 - 400.00	320.00 - 320.00
Manioc	220.00 - 240.00	220.00 - 240.00	240.00 - 260.00	250.00 - 260.00	200.00 - 260.00	240.00 - 240.00	160.00 - 180.00	200.00 - 220.00	200.00 - 200.00
<i>Leafy Vegetable</i>									
Mukunuwenna	150.00 - 180.00	240.00 - 240.00	240.00 - 240.00	300.00 - 300.00	240.00 - 270.00	240.00 - 240.00	150.00 - 150.00	300.00 - 300.00	240.00 - 240.00
Kankun	150.00 - 180.00	240.00 - 240.00	240.00 - 240.00	300.00 - 300.00	240.00 - 270.00	240.00 - 240.00	150.00 - 150.00	300.00 - 300.00	240.00 - 240.00
Gotukola	300.00 - 320.00	300.00 - 360.00	300.00 - 300.00	360.00 - 360.00	300.00 - 320.00	300.00 - 300.00	360.00 - 360.00	360.00 - 360.00	360.00 - 360.00
<i>Coconut</i>									
Large	160.00 - 170.00	180.00 - 200.00	180.00 - 200.00	190.00 - 200.00	170.00 - 180.00	160.00 - 170.00	175.00 - 180.00	170.00 - 180.00	180.00 - 200.00
Small	140.00 - 150.00	140.00 - 150.00	160.00 - 160.00	150.00 - 160.00	150.00 - 160.00	140.00 - 150.00	150.00 - 150.00	140.00 - 150.00	160.00 - 160.00

Annex 03 - Colombo Markets: Retail Prices of Fruits (Rs/kg,king Coconut Rs/nut)

Week 18: 01 - 07 May 2026

29

CROP	PELIYAGODA	MAHARAGAMA	KIRULAPONE	NUGEGODA	NARAHENPITA	DEMATAGODA	THOTALANGA	KADAWATHA	KIRIBATHGODA
<i>Plantain</i>									
Ambul	150.00 - 200.00	200.00 - 240.00	220.00 - 240.00	220.00 - 240.00	200.00 - 250.00	250.00 - 250.00	200.00 - 220.00	200.00 - 220.00	220.00 - 250.00
Kolikuttu	300.00 - 350.00	360.00 - 360.00	400.00 - 400.00	400.00 - 400.00	400.00 - 450.00	500.00 - 500.00	300.00 - 300.00	390.00 - 400.00	320.00 - 400.00
Seeni	140.00 - 180.00	220.00 - 230.00	220.00 - 240.00	240.00 - 240.00	200.00 - 200.00	200.00 - 240.00	140.00 - 150.00	200.00 - 220.00	180.00 - 200.00
Anamalu	300.00 - 350.00	360.00 - 360.00	380.00 - 380.00	350.00 - 380.00	350.00 - 380.00	300.00 - 300.00	250.00 - 250.00	300.00 - 300.00	300.00 - 300.00
Ambun	300.00 - 350.00	360.00 - 360.00	380.00 - 380.00	350.00 - 380.00	350.00 - 380.00	300.00 - 300.00	250.00 - 250.00	320.00 - 320.00	300.00 - 300.00
<i>Pineapple</i>									
Large	350.00 - 450.00	390.00 - 390.00	450.00 - 450.00	300.00 - 400.00	350.00 - 350.00	350.00 - 400.00	300.00 - 300.00	300.00 - 400.00	350.00 - 400.00
Medium	-	-	-	-	-	-	-	-	-
Small	-	-	-	-	-	-	-	-	-
<i>Mango</i>									
Betti	350.00 - 400.00	-	400.00 - 500.00	-	-	350.00 - 350.00	-	-	-
Karthakolomban	600.00 - 700.00	500.00 - 500.00	600.00 - 700.00	600.00 - 700.00	600.00 - 700.00	500.00 - 500.00	500.00 - 500.00	580.00 - 600.00	600.00 - 650.00
Vilad	500.00 - 600.00	500.00 - 500.00	-	600.00 - 600.00	500.00 - 500.00	-	-	500.00 - 500.00	-
Kohu	-	-	-	-	-	-	-	-	-
<i>Other Fruits</i>									
Wood Apple	450.00 - 600.00	700.00 - 700.00	700.00 - 900.00	800.00 - 900.00	700.00 - 700.00	600.00 - 700.00	600.00 - 600.00	700.00 - 700.00	600.00 - 700.00
Orange	300.00 - 600.00	500.00 - 500.00	500.00 - 600.00	500.00 - 600.00	350.00 - 500.00	300.00 - 500.00	200.00 - 200.00	400.00 - 400.00	300.00 - 380.00
Avocado	600.00 - 800.00	-	900.00 - 1000.00	1000.00 - 1200.00	1000.00 - 1000.00	-	-	700.00 - 800.00	600.00 - 800.00
Slime Apple	400.00 - 500.00	-	800.00 - 800.00	700.00 - 800.00	600.00 - 700.00	500.00 - 500.00	400.00 - 400.00	550.00 - 600.00	400.00 - 400.00
Grapes	2400.00 - 2600.00	2300.00 - 2300.00	3000.00 - 3000.00	2800.00 - 3000.00	2800.00 - 3000.00	2800.00 - 3000.00	2300.00 - 2300.00	2300.00 - 2500.00	2600.00 - 2600.00
Papaw	200.00 - 350.00	240.00 - 240.00	300.00 - 300.00	250.00 - 250.00	200.00 - 200.00	200.00 - 260.00	160.00 - 200.00	200.00 - 250.00	180.00 - 200.00
Passion	600.00 - 800.00	-	800.00 - 800.00	800.00 - 800.00	600.00 - 600.00	700.00 - 700.00	500.00 - 500.00	600.00 - 600.00	-
King Coconut	200.00 - 250.00	200.00 - 200.00	220.00 - 220.00	240.00 - 250.00	200.00 - 240.00	200.00 - 200.00	200.00 - 200.00	220.00 - 220.00	200.00 - 250.00

Annex 04 - Colombo Markets: Retail Prices of Sea Fish and Dried Fish (Rs/kg)

Week 18: 01 - 07 May 2026

30

CROP	PELIYAGODA	MAHARAGAMA	KIRULAPONE	NUGEGODA	NARAHENPITA	DEMATAGODA	THOTALANGA	KADAWATHA	KIRIBATHGODA
<i>Sea Fish</i>									
Salaya	-	1000.00 - 1000.00	900.00 - 900.00	1000.00 - 1000.00	-	880.00 - 880.00	1000.00 - 1000.00	1000.00 - 1000.00	1000.00 - 1000.00
Hurulla	-	-	-	-	-	-	1300.00 - 1300.00	1300.00 - 1300.00	1300.00 - 1300.00
Balaya	1400.00 - 1450.00	-	1600.00 - 1600.00	-	-	-	1700.00 - 1700.00	1700.00 - 1700.00	1800.00 - 1800.00
Kelawalla	1850.00 - 1900.00	3000.00 - 3000.00	2800.00 - 2800.00	2400.00 - 2400.00	-	2600.00 - 2600.00	2300.00 - 2300.00	-	-
Thora	3550.00 - 3600.00	4000.00 - 4000.00	4400.00 - 4400.00	3800.00 - 3800.00	-	-	3000.00 - 3000.00	-	-
Paraw	2300.00 - 2400.00	2200.00 - 2200.00	2400.00 - 2400.00	2800.00 - 2800.00	-	2600.00 - 2600.00	1800.00 - 1800.00	1800.00 - 1800.00	1800.00 - 1800.00
Mora	1800.00 - 1900.00	2000.00 - 2000.00	-	2000.00 - 2000.00	-	2000.00 - 2000.00	-	-	-
Shrimps Small	2500.00 - 2700.00	2700.00 - 2700.00	3000.00 - 3000.00	3000.00 - 3000.00	-	2800.00 - 2800.00	2600.00 - 2600.00	2700.00 - 2700.00	2400.00 - 2400.00
Talapath	2400.00 - 2500.00	3200.00 - 3200.00	3000.00 - 3000.00	3000.00 - 3000.00	-	3000.00 - 3000.00	-	3000.00 - 3000.00	-
<i>Eggs (Rs/egg)</i>									
Brown	29.00 - 29.00	32.00 - 32.00	32.00 - 32.00	32.00 - 32.00	29.00 - 29.00	29.00 - 29.00	31.00 - 31.00	31.00 - 31.00	32.00 - 32.00
White	27.00 - 28.00	31.00 - 31.00	31.00 - 31.00	30.00 - 30.00	27.00 - 27.00	28.00 - 28.00	30.00 - 30.00	30.00 - 30.00	31.00 - 31.00
<i>Dried Fish</i>									
Sprats	1700.00 - 1800.00	2200.00 - 2200.00	2200.00 - 2200.00	2200.00 - 2200.00	2200.00 - 2200.00	1800.00 - 1800.00	2000.00 - 2200.00	2000.00 - 2000.00	1800.00 - 2200.00
Kattawa	3000.00 - 3000.00	3000.00 - 3000.00	3200.00 - 3200.00	3200.00 - 3500.00	3400.00 - 3400.00	2800.00 - 2800.00	3000.00 - 3000.00	3000.00 - 3000.00	3200.00 - 3200.00
Thora	-	-	-	4000.00 - 4000.00	3600.00 - 3600.00	-	-	-	3800.00 - 3800.00
Mora	3000.00 - 3200.00	3200.00 - 3200.00	3000.00 - 3000.00	3200.00 - 3200.00	-	3000.00 - 3000.00	3000.00 - 3200.00	3000.00 - 3000.00	3200.00 - 3200.00
Balaya	2700.00 - 2700.00	-	-	2600.00 - 2600.00	-	2600.00 - 2600.00	2800.00 - 2800.00	-	2800.00 - 2800.00
Anguluwa	-	3000.00 - 3000.00	-	2800.00 - 3000.00	2800.00 - 2800.00	2800.00 - 2800.00	2800.00 - 2800.00	2600.00 - 2600.00	-
Salaya	1000.00 - 1200.00	-	-	1000.00 - 1100.00	1200.00 - 1200.00	1100.00 - 1100.00	1000.00 - 1100.00	1200.00 - 1200.00	1100.00 - 1100.00
<i>Meat</i>									
Beef (without Bones)	-	3400.00 - 3400.00	3200.00 - 3200.00	-	3000.00 - 3000.00	-	3000.00 - 3000.00	-	-
Chicken (Broiler)	1430.00 - 1430.00	1460.00 - 1460.00	1440.00 - 1440.00	1440.00 - 1440.00	1350.00 - 1350.00	1450.00 - 1450.00	1400.00 - 1400.00	1480.00 - 1480.00	1460.00 - 1460.00
Chicken (Curry)	-	1320.00 - 1320.00	1340.00 - 1340.00	1340.00 - 1340.00	1200.00 - 1200.00	1200.00 - 1200.00	1200.00 - 1200.00	-	1300.00 - 1300.00
Mutton	-	4200.00 - 4200.00	4400.00 - 4400.00	-	4300.00 - 4300.00	-	4500.00 - 4500.00	4600.00 - 4600.00	4400.00 - 4400.00
Pork	-	-	-	-	-	-	-	-	2700.00 - 2700.00

Annex 05 : Food Composition of Selected Food Commodities

Commodity	Energy (kcal/100g)	Protein (g/100g)	Total fat (g/100g)	Retinol Eq (µ g/100g)	Vit B2 (mg/100g)	Vit B6 (mg/100g)	Folate (µg/100g)	Vit C (mg/100g)	Calcium (mg/100g)	Magnesium (mg/100g)	Iron (mg/100g)	Zinc (mg/100g)
Rice												
Rice - (white Kekulu - normal)	361	9.88	1.52	-	0.03	0.09	10.67	-	6.94	26.29	1.22	1.5
Rice - (white Kekulu Samba)	355	8.81	1.53	-	0.03	0.09	8.11	-	9.82	30.48	0.92	1.7
Rice - (Red Kekulu - normal)	366	8.64	2.12	-	0.05	0.1	8.39	-	4.73	31.7	0.88	1.84
Rice -Samba	369	6.86	2.45	-	0.05	0.13	12.79	-	8.71	37.26	1.18	1.49
Rice - Nadu White	366	7.76	1.48	-	0.03	0.12	9.35	-	4.57	20.1	0.64	1.61
Dried chilies	233	12.68	6.41	437	0.84	0.42	46.83	NA	107	231	5.39	1.65
Onion												
Big onions	48	1.67	0.24	0.16	0.01	0.1	32.99	7.58	14.82	16.94	0.45	0.25
Red onions	55	2.13	0.15	0.18	0.02	0.13	30.15	14.26	20.37	19.32	0.31	0.28
Potatoes	71	1.67	0.25		0.01	0.09	14.31	20.5	9.83	23.84	0.46	0.29
Pulses												
Green gram	290	21.97	0.93	19.5	0.28	0.33	135	NA	98.96	146	4.15	2.86
White cowpea	320	21.25	1.14	1.36	0.09	0.26	249	NA	84.1	213	5.04	3.57
Red cowpea	320	20.24	1.08	0.96	0.11	0.27	273	NA	81.83	194	4.95	3.4
Red Dhal	319	23.09	0.77	1.06	1.6	0.22	55	NA	41.27	66.63	7.45	3.34
Vegetables												
Beans	46	3.95	0.15	6.64	0.1	0.3	45.2	7.02	35.68	45.56	0.7	0.59
Carrot	30	0.85	0.45	1240	0.03	0.1	24.71	5.93	27.65	11.7	0.59	0.25
Leeks	30	1.74	0.49	18.56	0.02	0.19	42.63	4.65	29.28	11.77	1.49	0.43
Beetroot	31	2.12	0.15	1.52	0.01	0.09	108	4.51	20.29	34.88	0.77	0.29
Knolkhol	16	1.69	0.34		0.05	0.19	12.7	77.64	40.09	19.35	0.23	0.18
Radish	29	0.75	0.11		0.02	0.09	18.09	12.13	35.64	13.56	0.38	0.16
Cabbage	21	1.35	0.14	3.35	0.05	0.14	52.66	29.62	56.85	18.47	0.33	0.16

Tomatoes	20	0.88	0.56	165	0.03	0.09	20.16	25.58	9.69	14.93	0.31	0.12
Ladies fingers	26	2.06	0.19	12.41	0.08	0.28	70.62	24.48	92.26	55.23	0.96	0.44
Brinjal (Pandora Striped)	29	1.49	0.31	23	0.12	0.09	30.99	1.49	18.95	18	0.32	0.19
Brinjal (Chinese eggplant)	24	1.28	0.33	16.83	0.12	0.11	32.94	3.37	14.4	21.18	0.28	0.16
Capsicum	23	1.22	0.34	38.96	0.03	0.29	28.65	49.63	12.65	11.21	0.21	0.31
Pumpkin (Common)	31	0.86	0.3	30.41	0.02	0.09	17.72	8.73	18.75	9.93	0.49	0.25
Cucumber	19	0.98	0.24	0.58	0.01	0.08	19.66	4.08	22.1	18.22	0.67	0.21
Bitter gourd	19	1.47	0.23	55.08	0.05	0.06	53.1	46.89	25.19	35.81	1.75	0.26
Snake gourd (Dark green)	11	0.82	0.25	10.41	0.03	0.12	18.09	3.54	26.83	25.84	0.41	0.11
Snake gourd (Pale green)	11	0.89	0.25	5.14	0.03	0.07	16.52	2.85	27.11	21.77	0.47	0.2
Drumstick	30	2.48	0.12	3.13	0.06	0.12	60.48	92.33	22.27	28.51	0.5	0.26
Watakolu	12	0.86	0.15	59.33	0.01	0.07	25.48	6.41	14.67	14.01	4.42	0.45
Long beans	24	3.36	0.3	-	0.06	0.11	99.98	8.93	44.22	33.17	1.01	0.08
Ash Plantain	76	2.84	0.56	0.06	0.02	0.07	6.82	4.49	5.19	22.55	0.39	0.21
Green chillies	39	2.28	0.76	38.16	0.08	0.25	21.29	98.61	20.25	36.91	1.25	0.29
Limes	26	0.66	0.26	0.36	0.01	0.05	12.1	38.05	26	15.25	0.12	0.05
Kekiri	17	1.01	0.25	0.76	0.01	0.07	17.34	8.07	25.72	26.2	0.63	0.22
Ash pumpkin (Ash guord)	18	0.8	0.15		0.01	0.15	14.17	9.14	19.27	23.62	0.48	0.13
Cho-Cho	19	0.58	0.12	0.3	0.04	0.07	63.81	23.76	20.55	13.02	0.49	0.12
Thalana batu (Little prince)	21	1.28	0.39	24.33	0.12	0.09	38.63	2.4	12.38	19.62	0.31	0.22
Thalana batu (Thai eggplant)	21	1.45	0.26	18.33	0.11	0.09	31.18	2.71	17.24	37.22	0.37	0.24
Thibbatu	61	1.66	1.96	15.89	0.03	1.02	72.39	10.8	105	57.46	1.06	0.59
Kohila yams	27	0.64	0.16	1.72	0.01	0.14	4.64	1.67	52.33	33.95	0.61	1.62
Kehel muwa	19	1.36	0.63	4.27	0.02	0.12	40.51	8.16	35.09	31.43	0.38	0.39
Ambaralla	37	0.73	0.44	3.36	0.01	0.1	44.49	35.51	20.7	9.28	0.7	0.12
Mango	50	0.75	0.09	14.5	0.02	0.14	34.89	91.63	28.56	17.74	0.5	0.09
Mushroom	27	2.54	0.42	-	0.15	0.13	7.81	11.56	0.9	14.42	1.32	0.79
Dambala	21	1.84	0.2	38.74	0.08	0.4	33.69	19.82	68.24	31.38	1.2	0.44
Coconuts nuts	390	3.67	39.92	-	0.05	0.11	14.86	-				

Root Crop												
Sweet potato	108	1.27	0.33	NA	0.04	0.09	14.44	22.2	28.93	21.05	0.51	0.14
Manioc	78	0.92	0.19	NA	0.07	0.2	0.1	1.95	25.31	19.08	19.78	23.73
Nelum ala/Lotus root	79	1.94	0.93	NA	0.05	0.19	26.49	26.63	37.71	26.58	3.34	0.35
Kiriala	87	3.96	0.15	1.19	0.03	0.16	20.17	2.71	30.79	41.52	0.6	0.42
Iniala	103	3.2	0.3	33.14	0.01	0.22	22.19	13.03	40.99	28.98	1.31	0.29
Leafy Vegetables												
Mukunuwanna	28	3.15	0.55	92.25	0.09	0.27	96.14	3.24	135	45.38	1.7	1.03
Gotukola	15	0.64	0.47	226	0.07	0.23	70.11	6.74	96.31	41.42	1.25	0.66
Kankun	15	0.47	0.37	1614	0.08	0.4	33.69	19.82	49.21	18.35	1.32	0.44
Kathurumurunga	70	8.01	1.35	2097	0.33	0.22	120	121	901	96.64	4.36	0.53
Nivithi	22	2.2	0.47	959	0.06	0.11	74.05	10.26	163	61.37	1.49	0.67
Thampala	32	3.55	0.72	1474	0.21	0.22	74.27	82	258	209	3.5	1.4
Sarana	20	2.42	0.21	1149	0.03	0.13	58.54	9.89	59.57	42.93	0.13	0.75
Kohila leaves	33	4.1	0.83	300	0.02	0.17	56.76	5.56	19.5	20.32	0.25	0.3
Onion leaves	27	2.01	0.26	NA	0.04	0.18	56.8	23.38	35.21	74.95	3.15	0.77
Cabbage leaves	30	3.63	0.27	8.66	0.05	0.24	63.46	40.76	170	18.47	2.67	0.35
Salad leaves	19	1.05	0.24	NA	0.1	0.06	37.48	11.64	58.23	36.89	2.07	0.27
Cauliflower	23	2.09	0.48	0.14	0.06	0.11	46.67	50.17	22.44	18.52	0.76	0.27
Jackfruit pods	25	2.14	0.34	NA	0.03	0.04	30.7	24.77	37.32	26.08	0.3	0.17
Jackfruit seeds	77	5.66	0.44	NA	0.02	0.08	58.91	15.24	40.87	50.14	0.52	0.42
Meat												
Chicken	176	23.14	9.24	6.88	0.07	0.49	10.09	-	15.06	20.18	0.75	0.64
Beef	160	23.3	7.45	2.15	0.08	0.32	1.93	-	4.8	28.54	2.41	3.31
Mutton	138	20.37	6.23	2.7	0.13	0.28	1.73	-	7.58	19.5	1.62	5.05
Pork	161	18.83	9.5	1.9	0.09	0.28	8.15	-	6.58	8.9	0.79	0.8
Fish												
Balaya	96	21.28	1.12	21.01	0.15	0.12	7.89		6.45	26.02	0.68	0.46
Seer	136	22.28	5.18	81.9	0.07	0.16	15.45		9.85	36.73	0.41	0.74

Shark	95	21.6	0.83	1.11	0.04	0.11	8.57	8.44	32.58	0.41	0.74
Paraw	87	20.02	0.7	1.49	0.02	0.16	6.77	8.17	31.68	0.67	0.41
Thalapath	91	16.04	2.88	12.03	0.1	0.13	78.22	7.64	24.89	0.71	0.67
Kelawalla	109	21.47	2.55	15.95	0.17	0.73	77.39	13.35	33.82	0.68	0.64
Haedaella	87	19.88	0.78	12.18	0.04	0.06	11.7	36.6	53	0.54	0.65
Hurulla	88	17.08	2.18	10.02	0.14	1.66	61.66	103	35.45	1.24	1.05
Karalla / Katuwalla	97	21.8	1.06	1.25	0.02	0.1	14.38	37.06	39.05	0.24	0.42
Kumbala / Angila	101	21.51	1.53	16.34	0.1	0.1	7.13	31.27	37.46	1.46	0.67
Salaya / Sudaya	100	19.5	2.39	15.41	0.18	1.39	60.87	435	42.83	1.4	2.3
Theppli / Telapiya /Korali	83	18.48	1.08	17.14	0.18	0.18	8.29	99.39	24.96	2.84	0.88
Prawns	65	14.85	0.56	1.24	0.03	0.1	15.37	37.81	30.5	0.73	1.1
Crabs	45	10	0.55	8.33	0.14	0.18	13.83	37.81	45.93	0.73	1.1
Cuttle fish	76	16.82	0.93	1.93	0.02	0.04	6.22	8.73	35.46	0.62	1.3
Linna	112	20.3	3.37	15.78	0.23	0.68	59.78				
Coppara	97	22.89	0.56	21.51	0.04	0.12	8.08	7.2	30.08	1.2	0.58
Ray (Maduwa)	97	23.98	0.68	7.55	0.02	0.21	25.59	9.16	24.61	0.74	0.44

Dried Fish

Dried sprats	259	51.16	5.92	12.83	0.25	0.62	438	1178	162	3.06	4.2
Dried keeramin	311	49.6	12.42	12.92	0.13	2.41	144	555	166	2.58	3.19
Dried thalapath	289	54.68	8.04	9.38	0.04	0.43	97.8	62.75	110	1.96	1.45
Dried katta	275	50.04	8.31	2.48	0.03	0.35	80.4	86.55	92.17	1.47	1.16
Dried balaya	282	63.79	3.37	14.32	0.12	1.98	213	83.48	83.45	3.6	1.44
Dried shark / keelan	267	55.03	5.25	10.31	0.04	0.32	187	42.24	92.94	1.48	0.66

Eggs

Hen eggs (Country)	170	13.14	13	208	0.08	0.18	54.6	50.14	11.04	1.64	1.12
Hen eggs (Table)	135	13.55	9.03	200	0.19	0.19	49.46	63.3	12	2.39	1.73
Quail eggs	153	12.39	11.46	153	0.11	0.17	54.86	60.67	11.21	2.55	1.51

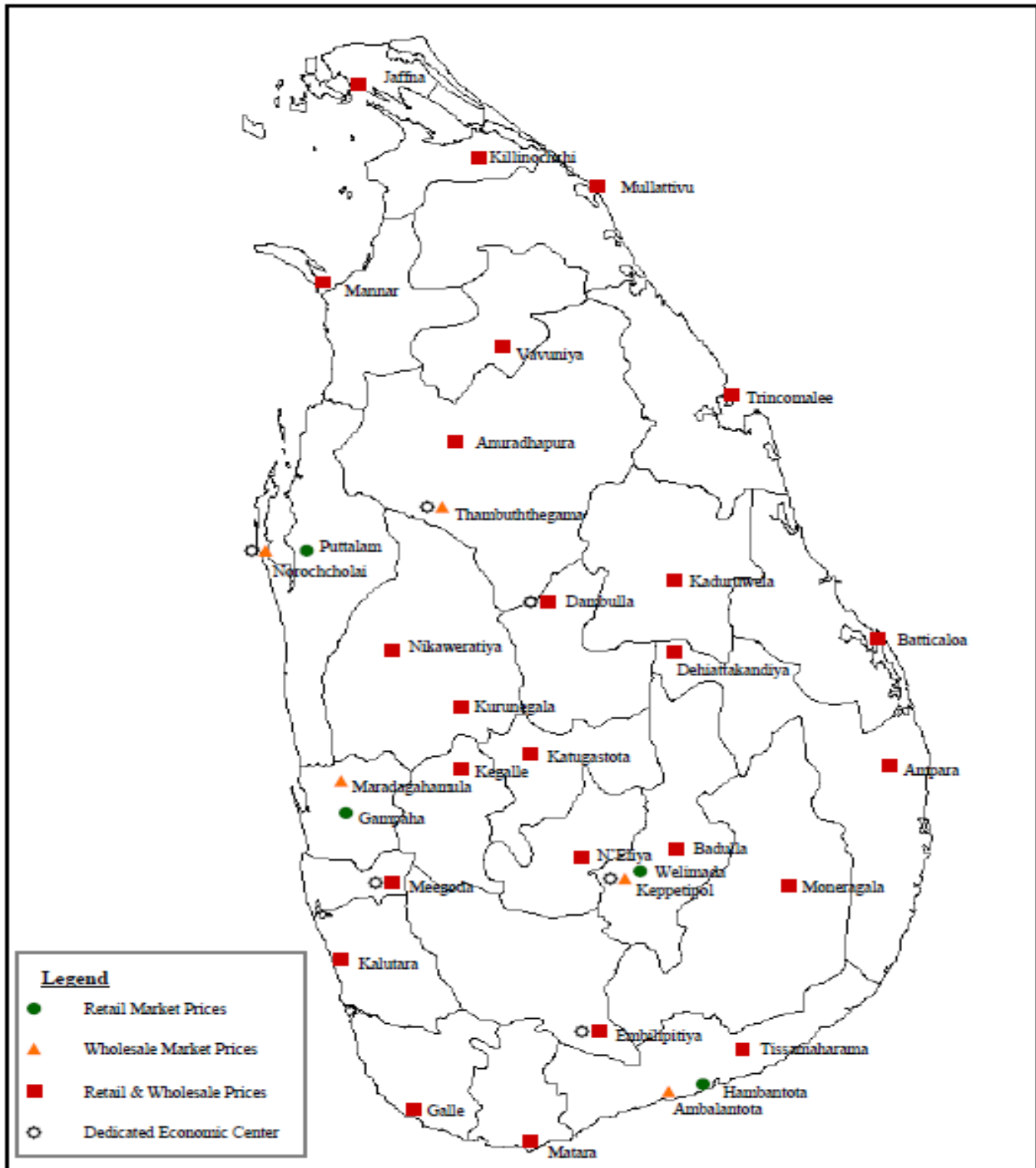
Fruits

Banana Embul	109	1.11	1.09	9.68	0.05	0.64	32.98	13.61	9.39	25.67	0.51	0.23
Anamaalu	102	1.04	0.72	16.4	0.04	0.65	21.07	3.66	8.06	27.02	0.51	0.23

Koli kuttu	107	1.38	0.34	8.8	0.03	0.47	18.12	7.71	8.56	38	0.32	0.14
Pineapple	37	0.41	0.17	5.76	0.04	0.12	17.86	39.36	10.37	10.71	0.3	0.09
Papaya	26	0.42	0.16	171	0.11	0.04	54.85	48.62	16.77	8.9	0.23	0.08
Mangoes (Karthakolomban)	79	0.8	0.92	259	0.01	0.1	35.52	17.74	3.12	6.72	0.1	0.08
Mangoes (Vilad)	44	0.76	0.58	146	0.05	0.26	67.6	29.97	16.93	14.79	0.65	0.19
Apple	62	0.29	0.64	0.36	0.02	0.08	3.43	2.9	3.12	6.72	0.1	0.08
Avacado	144	2.95	13.86	2	0.08	0.18	67.17	9.36	28.48	48.14	0.81	0.75
Wood apple	78	3.09	3.62	0.46	0.01	0.14	6.07	13.58	59.15	25.16	0.45	0.32
Orange	46	1.07	0.37	23.44	0.01	0.28	14.46	20.19	31.18	20.36	0.81	0.35
Guava	39	1.53	0.38	19.67	0.01	0.11	25.24	30.88	6.59	12.02	0.53	0.33
Grapes	49	0.95	10.69	3.22	0.04	0.1	7.07	20.51	7.27	6.86	0.28	0.07
Melon	19	0.65	0.16	130	0.02	0.11	6	8.24	4.05	9.76	0.15	0.1

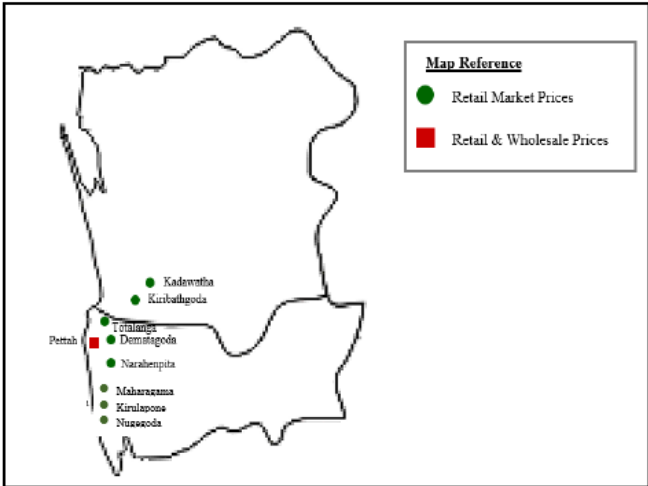
Source: Sri Lanka Food Composition Tables, Ministry of Health - 2021.

Price Collecting Areas



Legend

- Retail Market Prices
- ▲ Wholesale Market Prices
- Retail & Wholesale Prices
- Dedicated Economic Center





HARTI



Ministry of Agriculture

**Food Systems and Market Research Division & Data Management Division
Hector Kobbekaduwa Agrarian Research and Training Institute**

No. 114, Wijerama Mawatha, Colombo 07.

Phone: 011-2696981 Fax: 011-2682283

E-mail: mfpaharti@yahoo.com

Web: www.harti.gov.lk

www.mobitel.lk

**දෛනික චිළචිචි තොග මිල,
ජංගම දුරකථනයෙන්**

හෙක්ටර් කොච්චිකඩුව ගොවි කරියතු පර්යේෂණ
හා පුහුණුධර්මේ ආයතනය අනුමුතයෙන්

**මොබිටෙල්
ජංගම
මිල දර්ශනය**

ජාතික ජංගම දුරකථන ජාලයෙන්

6666
අමතන්න.

මොබිටෙල් අද මිල - අත දෙපස
මොබිටෙල් ජංගම දුරකථන ජාලයෙන්
චිළචිචි තොග මිල දර්ශනය.

විකාසයාට රු.2/-
විකාසයාට රු.2/-